Campeonato de España Cetelem de Superbike

Cuna de Campeones

CTO DE ESPAÑA CETELEM DE SUPERBIKE

Cronometrado2

Clasificación Provisional

	Nº	Piloto	Nac	Equipo	Moto	Neum.	Cl.	Tiempo	Vlt.	Total	Dif.		Km/h
1	72	Oscar ALMONACIL CARRERO	SPA	CUNA DE CAMPEONES	IMR	DUNLOP	PreMoto4	1:54.155	3	11	-	-	124.0
2	27	Casey James OGORMAN	IRL	CUNA DE CAMPEONES	IMR	DUNLOP	PreMoto4	1:54.899	12	12	+0.744	+0.744	123.2
3	43	Hugo MARIN NARVAEZ	SPA	CUNA DE CAMPEONES	IMR	DUNLOP	PreMoto4	1:54.929	11	11	+0.774	+0.030	123.2
4	37	Stepan ZUDA	CZE	CUNA DE CAMPEONES	IMR	DUNLOP	PreMoto4	1:55.111	11	11	+0.956	+0.182	123.0
5	59	Jakub GURECKY	CZE	CUNA DE CAMPEONES	IMR	DUNLOP	PreMoto4	1:55.249	11	13	+1.094	+0.138	122.9
6	15	Yzan FERNANDEZ MONTES	SPA	CUNA DE CAMPEONES	IMR	DUNLOP	PreMoto4	1:55.316	12	13	+1.161	+0.067	122.8
7	8	Marco GARCIA MIGUEL	SPA	CUNA DE CAMPEONES	IMR	DUNLOP	PreMoto4	1:55.446	7	11	+1.291	+0.130	122.6
8	55	Unai CALATAYUD PASCUAL	SPA	CUNA DE CAMPEONES	IMR	DUNLOP	PreMoto4	1:55.517	8	11	+1.362	+0.071	122.6
9	52	Alex MARTIN TORRES	SPA	CUNA DE CAMPEONES	IMR	DUNLOP	PreMoto4	1:56.180	8	13	+2.025	+0.663	121.9
10	38	Ola NESBAKKEN GRANSHAG	SPA	CUNA DE CAMPEONES	IMR	DUNLOP	PreMoto4	1:58.849	8	12	+4.694	+2.669	119.1
11	23	Daniel BENTO	POR	CUNA DE CAMPEONES	IMR	DUNLOP	PreMoto4	2:01.694	11	11	+7.539	+2.845	116.3
12	77	Leandro QUINTANS SANS	FRA	CUNA DE CAMPEONES	IMR	DUNLOP	Moto5	2:05.325	4	11	+11.170	+3.631	113.0
13	4	Argee CÁRDENAS	USA	CUNA DE CAMPEONES	IMR	DUNLOP	Moto5	2:05.391	4	12	+11.236	+0.066	112.9
14	5	Miguel RODRÍGUEZ MÉNDEZ	SPA	CUNA DE CAMPEONES	IMR	DUNLOP	Moto5	2:05.424	11	11	+11.269	+0.033	112.9
15	18	César PARRILLA VEGA	SPA	CUNA DE CAMPEONES	IMR	DUNLOP	Moto5	2:06.010	4	8	+11.855	+0.586	112.4
16	95	Zoltan KOVACS	HUN	CUNA DE CAMPEONES	IMR	DUNLOP	Moto5	2:06.174	3	12	+12.019	+0.164	112.2
17	20	Owen VAN TRIGT	NED	CUNA DE CAMPEONES	IMR	DUNLOP	Moto5	2:06.195	4	11	+12.040	+0.021	112.2
18	17	Pedro ALOMAR BOVER	SPA	CUNA DE CAMPEONES	IMR	DUNLOP	Moto5	2:06.408	5	12	+12.253	+0.213	112.0
19	40	Erik Tibor VARGA	HUN	CUNA DE CAMPEONES	IMR	DUNLOP	Moto5	2:06.774	6	12	+12.619	+0.366	111.7
20	69	Fernando BUJOSA GARCÍA	SPA	CUNA DE CAMPEONES	IMR	DUNLOP	Moto5	2:07.489	4	11	+13.334	+0.715	111.1
21	7	Xavi VIDAL FERNÁNDEZ	SPA	CUNA DE CAMPEONES	IMR	DUNLOP	Moto5	2:07.621	3	8	+13.466	+0.132	110.9
22	65	Izan CURIA ALIAGA	SPA	CUNA DE CAMPEONES	IMR	DUNLOP	Moto5	2:08.128	7	12	+13.973	+0.507	110.5
23	6	Xarly MÉNDEZ	SPA	CUNA DE CAMPEONES	IMR	DUNLOP	Moto5	2:08.286	9	12	+14.131	+0.158	110.4
24	22	Mark PÉREZ FERRANDO	SPA	CUNA DE CAMPEONES	IMR	DUNLOP	Moto5	2:10.202	11	11	+16.047	+1.916	108.7

Vuelta rápida:	Vlt. 3	Oscar ALMONACIL CARRERO	1:54.155	124.0 Km/h

Estado de pista: **SECO**

Hora de publicación: .....

Director de Carrera:	Jefe de Cronometraje:

Campeonato de España Cetelem de Superbike

Cuna de Campeones

CTO DE ESPAÑA CETELEM DE SUPERBIKE

Combinada Cronometrados

Clasificación Provisional

	Nº	Piloto	Nac	Equipo	Cl.	Q1	Q2	Tiempo	Dif.	
1	30	**Abraham MONTERO SUAREZ**	SPA	CUNA DE CAMPEONES	PreMoto4	**1:53.484**		**1:53.484**		
2	54	**Alberto FERRANDEZ BENEITI**	SPA	CUNA DE CAMPEONES	PreMoto4	**1:53.510**		**1:53.510**	0.026	0.026
3	83	**Alvaro CARPE RUIZ**	SPA	CUNA DE CAMPEONES	PreMoto4	**1:53.869**		**1:53.869**	0.385	0.359
4	72	**Oscar ALMONACIL CARRERO**	SPA	CUNA DE CAMPEONES	PreMoto4	1:54.213	**1:54.155**	**1:54.155**	0.671	0.286
5	43	**Hugo MARIN NARVAEZ**	SPA	CUNA DE CAMPEONES	PreMoto4	**1:54.404**	1:54.929	**1:54.404**	0.920	0.249
6	37	**Stepan ZUDA**	CZE	CUNA DE CAMPEONES	PreMoto4	**1:54.449**	1:55.111	**1:54.449**	0.965	0.045
7	55	**Unai CALATAYUD PASCUAL**	SPA	CUNA DE CAMPEONES	PreMoto4	**1:54.540**	1:55.517	**1:54.540**	1.056	0.091
8	27	**Casey James OGORMAN**	IRL	CUNA DE CAMPEONES	PreMoto4		**1:54.899**	**1:54.899**	1.415	0.359
9	59	**Jakub GURECKY**	CZE	CUNA DE CAMPEONES	PreMoto4	1:55.888	**1:55.249**	**1:55.249**	1.765	0.350
10	15	**Yzan FERNANDEZ MONTES**	SPA	CUNA DE CAMPEONES	PreMoto4	1:55.746	**1:55.316**	**1:55.316**	1.832	0.067
11	8	**Marco GARCIA MIGUEL**	SPA	CUNA DE CAMPEONES	PreMoto4	**1:55.350**	1:55.446	**1:55.350**	1.866	0.034
12	52	**Alex MARTIN TORRES**	SPA	CUNA DE CAMPEONES	PreMoto4	1:57.163	**1:56.180**	**1:56.180**	2.696	0.830
13	38	**Ola NESBAKKEN GRANSHAG**	SPA	CUNA DE CAMPEONES	PreMoto4	**1:58.153**	1:58.849	**1:58.153**	4.669	1.973
14	23	**Daniel BENTO**	POR	CUNA DE CAMPEONES	PreMoto4	2:02.506	**2:01.694**	**2:01.694**	8.210	3.541
15	5	**Miguel RODRÍGUEZ MÉNDEZ**	SPA	CUNA DE CAMPEONES	Moto5	**2:05.268**	2:05.424	**2:05.268**	11.784	3.574
16	77	**Leandro QUINTANS SANS**	FRA	CUNA DE CAMPEONES	Moto5	2:06.261	**2:05.325**	**2:05.325**	11.841	0.057
17	4	**Argee CÁRDENAS**	USA	CUNA DE CAMPEONES	Moto5	2:05.848	**2:05.391**	**2:05.391**	11.907	0.066
18	69	**Fernando BUJOSA GARCÍA**	SPA	CUNA DE CAMPEONES	Moto5	**2:05.841**	2:07.489	**2:05.841**	12.357	0.450
19	18	**César PARRILLA VEGA**	SPA	CUNA DE CAMPEONES	Moto5	2:06.867	**2:06.010**	**2:06.010**	12.526	0.169
20	95	**Zoltan KOVACS**	HUN	CUNA DE CAMPEONES	Moto5	2:07.333	**2:06.174**	**2:06.174**	12.690	0.164
21	20	**Owen VAN TRIGT**	NED	CUNA DE CAMPEONES	Moto5	2:07.539	**2:06.195**	**2:06.195**	12.711	0.021
22	17	**Pedro ALOMAR BOVER**	SPA	CUNA DE CAMPEONES	Moto5	2:08.082	**2:06.408**	**2:06.408**	12.924	0.213
23	40	**Erik Tibor VARGA**	HUN	CUNA DE CAMPEONES	Moto5	2:07.686	**2:06.774**	**2:06.774**	13.290	0.366
24	7	**Xavi VIDAL FERNÁNDEZ**	SPA	CUNA DE CAMPEONES	Moto5	2:08.310	**2:07.621**	**2:07.621**	14.137	0.847
25	65	**Izan CURIA ALIAGA**	SPA	CUNA DE CAMPEONES	Moto5	2:08.647	**2:08.128**	**2:08.128**	14.644	0.507
26	6	**Xarly MÉNDEZ**	SPA	CUNA DE CAMPEONES	Moto5	2:09.512	**2:08.286**	**2:08.286**	14.802	0.158
27	22	**Mark PÉREZ FERRANDO**	SPA	CUNA DE CAMPEONES	Moto5	2:11.859	**2:10.202**	**2:10.202**	16.718	1.916

Director de Carrera:	Jefe de Cronometraje:

Campeonato de España Cetelem de Superbike

Cuna de Campeones

CTO DE ESPAÑA CETELEM DE SUPERBIKE

Cronometrado2

Clasificación Provisional por Clase

	Nº	Piloto	Nac	Equipo	Moto	Tiempo	Vlt.	Total	Dif.		Km/h
Moto5											
1	77	**Leandro QUINTANS SANS**	FRA	CUNA DE CAMPEONES	IMR	**2:05.325**	4	11			**113.0**
2	4	**Argee CÁRDENAS**	USA	CUNA DE CAMPEONES	IMR	**2:05.391**	4	12	+0.066	+0.066	**112.9**
3	5	**Miguel RODRÍGUEZ MÉNDEZ**	SPA	CUNA DE CAMPEONES	IMR	**2:05.424**	11	11	+0.099	+0.033	**112.9**
4	18	**César PARRILLA VEGA**	SPA	CUNA DE CAMPEONES	IMR	**2:06.010**	4	8	+0.685	+0.586	**112.4**
5	95	**Zoltan KOVACS**	HUN	CUNA DE CAMPEONES	IMR	**2:06.174**	3	12	+0.849	+0.164	**112.2**
6	20	**Owen VAN TRIGT**	NED	CUNA DE CAMPEONES	IMR	**2:06.195**	4	11	+0.870	+0.021	**112.2**
7	17	**Pedro ALOMAR BOVER**	SPA	CUNA DE CAMPEONES	IMR	**2:06.408**	5	12	+1.083	+0.213	**112.0**
8	40	**Erik Tibor VARGA**	HUN	CUNA DE CAMPEONES	IMR	**2:06.774**	6	12	+1.449	+0.366	**111.7**
9	69	**Fernando BUJOSA GARCÍA**	SPA	CUNA DE CAMPEONES	IMR	**2:07.489**	4	11	+2.164	+0.715	**111.1**
10	7	**Xavi VIDAL FERNÁNDEZ**	SPA	CUNA DE CAMPEONES	IMR	**2:07.621**	3	8	+2.296	+0.132	**110.9**
11	65	**Izan CURIA ALIAGA**	SPA	CUNA DE CAMPEONES	IMR	**2:08.128**	7	12	+2.803	+0.507	**110.5**
12	6	**Xarly MÉNDEZ**	SPA	CUNA DE CAMPEONES	IMR	**2:08.286**	9	12	+2.961	+0.158	**110.4**
13	22	**Mark PÉREZ FERRANDO**	SPA	CUNA DE CAMPEONES	IMR	**2:10.202**	11	11	+4.877	+1.916	**108.7**
PreMoto4											
1	72	**Oscar ALMONACIL CARRERO**	SPA	CUNA DE CAMPEONES	IMR	**1:54.155**	3	11			**124.0**
2	27	**Casey James OGORMAN**	IRL	CUNA DE CAMPEONES	IMR	**1:54.899**	12	12	+0.744	+0.744	**123.2**
3	43	**Hugo MARIN NARVAEZ**	SPA	CUNA DE CAMPEONES	IMR	**1:54.929**	11	11	+0.774	+0.030	**123.2**
4	37	**Stepan ZUDA**	CZE	CUNA DE CAMPEONES	IMR	**1:55.111**	11	11	+0.956	+0.182	**123.0**
5	59	**Jakub GURECKY**	CZE	CUNA DE CAMPEONES	IMR	**1:55.249**	11	13	+1.094	+0.138	**122.9**
6	15	**Yzan FERNANDEZ MONTES**	SPA	CUNA DE CAMPEONES	IMR	**1:55.316**	12	13	+1.161	+0.067	**122.8**
7	8	**Marco GARCIA MIGUEL**	SPA	CUNA DE CAMPEONES	IMR	**1:55.446**	7	11	+1.291	+0.130	**122.6**
8	55	**Unai CALATAYUD PASCUAL**	SPA	CUNA DE CAMPEONES	IMR	**1:55.517**	8	11	+1.362	+0.071	**122.6**
9	52	**Alex MARTIN TORRES**	SPA	CUNA DE CAMPEONES	IMR	**1:56.180**	8	13	+2.025	+0.663	**121.9**
10	38	**Ola NESBAKKEN GRANSHAGEN**	SPA	CUNA DE CAMPEONES	IMR	**1:58.849**	8	12	+4.694	+2.669	**119.1**
11	23	**Daniel BENTO**	POR	CUNA DE CAMPEONES	IMR	**2:01.694**	11	11	+7.539	+2.845	**116.3**
	Tiempo máx: 2:11.278										
	30	**Abraham MONTERO SUAREZ**	SPA	CUNA DE CAMPEONES	IMR						
	54	**Alberto FERRANDEZ BENEITE**	SPA	CUNA DE CAMPEONES	IMR						
	83	**Alvaro CARPE RUIZ**	SPA	CUNA DE CAMPEONES	IMR						

Hora de publicación: .....

Estado de pista: **SECO**

Director de Carrera:	**Jefe de Cronometraje:**

Campeonato de España Cetelem de Superbike

Cuna de Campeones

CTO DE ESPAÑA CETELEM DE SUPERBIKE

Cronometrado2

Secuencia de vueltas rápidas

T. Sesión	Nº	Piloto	Equipo	Moto	Clase	Tiempo	Km/h	Vlt.
4:49.227	6	Xarly MÉNDEZ	CUNA DE CAMPEONES	IMR	Moto5	**2:08.836**	109.9	2
5:12.920	52	Alex MARTIN TORRES	CUNA DE CAMPEONES	IMR	PreMoto4	**1:58.951**	119.0	2
5:20.125	59	Jakub GURECKY	CUNA DE CAMPEONES	IMR	PreMoto4	**1:57.339**	120.7	2
5:24.591	27	Casey James OGORMAN	CUNA DE CAMPEONES	IMR	PreMoto4	**1:56.069**	122.0	2
6:41.183	72	Oscar ALMONACIL CARRERO	CUNA DE CAMPEONES	IMR	PreMoto4	**1:55.201**	122.9	2
8:35.338	72	Oscar ALMONACIL CARRERO	CUNA DE CAMPEONES	IMR	PreMoto4	**1:54.155**	124.0	3

Campeonato de España Cetelem de Superbike

Cuna de Campeones

CTO DE ESPAÑA CETELEM DE SUPERBIKE

Cronometrado2

Mejores tiempos de sector

	Sector 1			Sector 2			Sector 3								
Pos	Nº	Piloto	Tiempo	Nº	Piloto	Tiempo	Nº	Piloto	Tiempo	Pos	Nº	Piloto	Vuelta Ideal	Mejor Vuelta	
1	72	O.ALMONACIL CARRERO	31.254	72	O.ALMONACIL CARRERO	40.228	72	O.ALMONACIL CARRERO	42.512	1	72	O.ALMONACIL CARRERO	1:53.994	1:54.155	(1)
2	55	U.CALATAYUD PASCUAL	31.421	43	H.MARIN NARVAEZ	40.248	43	H.MARIN NARVAEZ	42.789	2	43	H.MARIN NARVAEZ	1:54.524	1:54.929	(3)
3	15	Y.FERNANDEZ MONTES	31.441	37	S.ZUDA	40.427	27	C.OGORMAN	42.810	3	27	C.OGORMAN	1:54.720	1:54.899	(2)
4	27	C.OGORMAN	31.447	27	C.OGORMAN	40.463	59	J.GURECKY	42.818	4	37	S.ZUDA	1:54.812	1:55.111	(4)
5	37	S.ZUDA	31.449	8	M.GARCIA MIGUEL	40.519	37	S.ZUDA	42.936	5	59	J.GURECKY	1:55.194	1:55.249	(5)
6	43	H.MARIN NARVAEZ	31.487	55	U.CALATAYUD PASCUAL	40.614	8	M.GARCIA MIGUEL	43.045	6	8	M.GARCIA MIGUEL	1:55.302	1:55.446	(7)
7	59	J.GURECKY	31.675	59	J.GURECKY	40.701	15	Y.FERNANDEZ MONTES	43.135	7	15	Y.FERNANDEZ MONTES	1:55.316	1:55.316	(6)
8	52	A.MARTIN TORRES	31.688	15	Y.FERNANDEZ MONTES	40.740	55	U.CALATAYUD PASCUAL	43.287	8	55	U.CALATAYUD PASCUAL	1:55.322	1:55.517	(8)
9	8	M.GARCIA MIGUEL	31.738	52	A.MARTIN TORRES	40.876	52	A.MARTIN TORRES	43.328	9	52	A.MARTIN TORRES	1:55.892	1:56.180	(9)
10	38	O.NESBAKKEN GRANSHAGEN	32.475	38	O.NESBAKKEN GRANSHAGEN	42.218	38	O.NESBAKKEN GRANSHAGEN	44.030	10	38	O.NESBAKKEN GRANSHAGEN	1:58.723	1:58.849	(10)
11	23	D.BENTO	33.561	23	D.BENTO	42.759	23	D.BENTO	45.007	11	23	D.BENTO	2:01.327	2:01.694	(11)
12	77	L.QUINTANS SANS	34.967	4	A.CÁRDENAS	43.317	4	A.CÁRDENAS	46.512	12	77	L.QUINTANS SANS	2:05.164	2:05.325	(12)
13	5	M.RODRÍGUEZ MÉNDEZ	34.992	18	C.PARRILLA VEGA	43.458	5	M.RODRÍGUEZ MÉNDEZ	46.620	13	4	A.CÁRDENAS	2:05.180	2:05.391	(13)
14	20	O.VAN TRIGT	35.049	77	L.QUINTANS SANS	43.533	77	L.QUINTANS SANS	46.664	14	5	M.RODRÍGUEZ MÉNDEZ	2:05.229	2:05.424	(14)
15	17	P.ALOMAR BOVER	35.108	5	M.RODRÍGUEZ MÉNDEZ	43.617	20	O.VAN TRIGT	46.768	15	18	C.PARRILLA VEGA	2:05.793	2:06.010	(15)
16	95	Z.KOVACS	35.177	69	F.BUJOSA GARCÍA	43.953	95	Z.KOVACS	46.807	16	95	Z.KOVACS	2:05.942	2:06.174	(16)
17	40	E.VARGA	35.323	95	Z.KOVACS	43.958	18	C.PARRILLA VEGA	46.854	17	17	P.ALOMAR BOVER	2:06.001	2:06.408	(18)
18	4	A.CÁRDENAS	35.351	17	P.ALOMAR BOVER	43.962	40	E.VARGA	46.912	18	20	O.VAN TRIGT	2:06.073	2:06.195	(17)
19	18	C.PARRILLA VEGA	35.481	40	E.VARGA	44.202	17	P.ALOMAR BOVER	46.931	19	40	E.VARGA	2:06.437	2:06.774	(19)
20	69	F.BUJOSA GARCÍA	35.523	65	I.CURIA ALIAGA	44.212	69	F.BUJOSA GARCÍA	47.007	20	69	F.BUJOSA GARCÍA	2:06.483	2:07.489	(20)
21	7	X.VIDAL FERNÁNDEZ	35.550	7	X.VIDAL FERNÁNDEZ	44.235	6	X.MÉNDEZ	47.202	21	7	X.VIDAL FERNÁNDEZ	2:07.206	2:07.621	(21)
22	6	X.MÉNDEZ	35.889	20	O.VAN TRIGT	44.256	7	X.VIDAL FERNÁNDEZ	47.421	22	6	X.MÉNDEZ	2:07.522	2:08.286	(23)
23	65	I.CURIA ALIAGA	36.187	6	X.MÉNDEZ	44.431	65	I.CURIA ALIAGA	47.598	23	65	I.CURIA ALIAGA	2:07.997	2:08.128	(22)
24	22	M.PÉREZ FERRANDO	36.503	22	M.PÉREZ FERRANDO	45.206	22	M.PÉREZ FERRANDO	48.139	24	22	M.PÉREZ FERRANDO	2:09.848	2:10.202	(24)

Campeonato de España Cetelem de Superbike

Cuna de Campeones

CTO DE ESPAÑA CETELEM DE SUPERBIKE

Cronometrado2

Mejores velocidades máximas

				V.Max 1		V.Max 2		V.Max 3		V.Max 4		V.Max 5		
Nº	Piloto	Equipo	Clase	Km/h	Vlt.	Km/h	Vlt.	Km/h	Vlt.	Km/h	Vlt.	Km/h	Vlt.	Pro
27	Casey James OGORMAN	CUNA DE CAMPEONES	PreMoto4	**184.6**	4	182.4	7	182.4	3	181.2	5	180.9	6	182,3
15	Yzan FERNANDEZ MONTE	CUNA DE CAMPEONES	PreMoto4	**184.0**	3	178.8	13	177.6	12	177.3	2	177.3	4	179,0
38	Ola NESBAKKEN GRANSH	CUNA DE CAMPEONES	PreMoto4	**183.4**	11	182.1	4	181.8	5	181.5	6	181.2	8	182,0
55	Unai CALATAYUD PASCUA	CUNA DE CAMPEONES	PreMoto4	**182.1**	9	178.2	8	177.3	7	176.5	3	175.9	6	178,0
59	Jakub GURECKY	CUNA DE CAMPEONES	PreMoto4	**181.5**	7	181.5	5	179.4	11	179.1	6	178.8	9	180,1
37	Stepan ZUDA	CUNA DE CAMPEONES	PreMoto4	**180.3**	4	179.7	2	179.1	10	177.9	3	177.6	11	178,9
52	Alex MARTIN TORRES	CUNA DE CAMPEONES	PreMoto4	**180.0**	4	177.3	13	177.3	2	176.2	6	175.6	5	177,3
72	Oscar ALMONACIL CARRE	CUNA DE CAMPEONES	PreMoto4	**179.7**	4	178.2	3	177.9	9	177.6	7	177.0	6	178,1
8	Marco GARCIA MIGUEL	CUNA DE CAMPEONES	PreMoto4	**179.1**	6	179.1	3	178.2	9	177.9	4	177.6	7	178,4
43	Hugo MARIN NARVAEZ	CUNA DE CAMPEONES	PreMoto4	**178.5**	3	177.0	4	175.9	10	175.0	11	174.8	7	176,2
23	Daniel BENTO	CUNA DE CAMPEONES	PreMoto4	**174.5**	4	169.8	3	169.3	11	169.0	10	168.2	6	170,2
20	Owen VAN TRIGT	CUNA DE CAMPEONES	Moto5	**155.6**	4	153.0	2	151.7	8	151.3	3	150.0	7	152,3
95	Zoltan KOVACS	CUNA DE CAMPEONES	Moto5	**155.2**	4	153.0	3	150.0	5	149.2	2	148.1	6	151,1
17	Pedro ALOMAR BOVER	CUNA DE CAMPEONES	Moto5	**154.1**	3	151.5	4	151.3	5	149.8	7	148.4	2	151,0
40	Erik Tibor VARGA	CUNA DE CAMPEONES	Moto5	**151.9**	6	151.7	5	150.8	7	150.8	8	150.2	3	151,1
77	Leandro QUINTANS SANS	CUNA DE CAMPEONES	Moto5	**151.3**	4	150.8	3	149.6	2	149.0	6	149.0	7	149,9
5	Miguel RODRÍGUEZ MÉNDI	CUNA DE CAMPEONES	Moto5	**150.4**	9	150.0	5	148.6	10	148.4	3	148.4	4	149,2
22	Mark PÉREZ FERRANDO	CUNA DE CAMPEONES	Moto5	**149.6**	2	148.6	3	148.4	5	146.7	4	145.6	9	147,8
7	Xavi VIDAL FERNÁNDEZ	CUNA DE CAMPEONES	Moto5	**148.4**	2	147.7	3	144.6	5	143.8	4	143.2	7	145,5
69	Fernando BUJOSA GARCÍA	CUNA DE CAMPEONES	Moto5	**147.7**	4	144.6	2	144.0	3	141.2	7	140.8	10	143,7
65	Izan CURIA ALIAGA	CUNA DE CAMPEONES	Moto5	**147.5**	5	146.7	4	143.6	7	143.6	2	143.4	3	145,0
18	César PARRILLA VEGA	CUNA DE CAMPEONES	Moto5	**146.9**	4	144.6	5	144.4	6	144.2	7	143.0	8	144,6
4	Argee CÁRDENAS	CUNA DE CAMPEONES	Moto5	**145.9**	4	144.4	3	143.6	7	143.0	5	142.7	6	143,9
6	Xarly MÉNDEZ	CUNA DE CAMPEONES	Moto5	**145.2**	9	144.8	7	144.6	3	144.4	2	143.6	10	144,5
30	Abraham MONTERO SUAR	CUNA DE CAMPEONES	PreMoto4											
54	Alberto FERRANDEZ BENE	CUNA DE CAMPEONES	PreMoto4											
83	Alvaro CARPE RUIZ	CUNA DE CAMPEONES	PreMoto4											

Campeonato de España Cetelem de Superbike

Cuna de Campeones

CTO DE ESPAÑA CETELEM DE SUPERBIKE

Cronometrado2

Vuelta a vuelta

Mejor Personal | Mejor de la sesión | **B** Cruzando la línea de meta por el pit lane

4 Argee CÁRDENAS — USA
CUNA DE CAMPEONES — IMR

Vlt.	Tiempo	Sector 1	Sector 2	Sector 3	Km/h	T. Sesión
1	3:08.254	1:36.986	44.294	46.974	75.2	3:08.254
2	2:06.765	35.947	43.953	46.865	111.7	5:15.019
3	2:05.859	35.602	43.555	46.702	112.5	7:20.878
4	2:05.391	35.351	43.407	46.633	112.9	9:26.269
5	2:05.989	35.870	43.497	46.622	112.4	11:32.258
6	2:06.047	35.756	43.317	46.974	112.3	13:38.305
7	2:05.944	35.628	43.410	46.906	112.4	15:44.249
8	2:05.977	35.642	43.823	46.512	112.4	17:50.226
9	2:06.345	36.019	43.652	46.674	112.1	19:56.571
10	2:06.568	35.875	43.593	47.100	111.9	22:03.139
11	2:06.878	36.163	43.754	46.961	111.6	24:10.017
12	2:06.475	36.054	43.683	46.738	111.9	26:16.492

5 Miguel RODRÍGUEZ MÉNDEZ — SPA
CUNA DE CAMPEONES — IMR

Vlt.	Tiempo	Sector 1	Sector 2	Sector 3	Km/h	T. Sesión
1	4:07.288	2:31.915	47.094	48.279	57.3	4:07.288
2	2:10.434	36.371	45.410	48.653	108.6	6:17.722
3	2:09.616	36.725	44.781	48.110	109.2	8:27.338
4	2:12.089	37.442	45.882	48.765	107.2	10:39.427
5	2:05.959	35.212	43.853	46.894	112.4	12:45.386
6	2:05.910	35.420	43.678	46.812	112.5	14:51.296
7	2:05.984	35.509	43.855	46.620	112.4	16:57.280
8	2:05.871	35.328	43.729	46.814	112.5	19:03.151
9	2:05.991	34.992	43.791	47.208	112.4	21:09.142
10	2:05.785	35.118	43.877	46.790	112.6	23:14.927
11	2:05.424	35.159	43.617	46.648	112.9	25:20.351

6 Xarly MÉNDEZ — SPA
CUNA DE CAMPEONES — IMR

Vlt.	Tiempo	Sector 1	Sector 2	Sector 3	Km/h	T. Sesión
1	2:40.391	1:07.118	45.091	48.182	88.3	2:40.391
2	2:08.836	36.485	44.431	47.920	109.9	4:49.227
3	2:09.221	36.444	44.728	48.049	109.6	6:58.448
4	2:11.224	37.157	45.804	48.263	107.9	9:09.672
5	2:10.879	37.354	45.154	48.371	108.2	11:20.551
6	2:09.846	36.985	44.942	47.919	109.0	13:30.397
7	2:12.119	36.435	47.680	48.004	107.2	15:42.516
8	2:08.753	36.513	45.038	47.202	110.0	17:51.269
9	2:08.286	35.889	44.672	47.725	110.4	19:59.555
10	2:09.425	36.387	45.022	48.016	109.4	22:08.980
11	2:10.439	36.724	45.663	48.052	108.5	24:19.419
12	2:11.694	37.912	45.494	48.288	107.5	26:31.113

7 Xavi VIDAL FERNÁNDEZ — SPA
CUNA DE CAMPEONES — IMR

Vlt.	Tiempo	Sector 1	Sector 2	Sector 3	Km/h	T. Sesión
1	3:28.605	1:56.092	45.041	47.472	67.9	3:28.605
2	2:07.870	35.550	44.876	47.444	110.7	5:36.475
3	2:07.621	35.873	44.235	47.513	110.9	7:44.096
4	2:08.056	36.110	44.525	47.421	110.6	9:52.152
5	3:10.418 **B**	37.667	45.419	1:47.332	74.4	13:02.570
6	2:28.923	51.753	47.978	49.192	95.1	15:31.493
7	2:11.430	37.184	46.362	47.884	107.7	17:42.923
8	2:09.310	36.610	44.639	48.061	109.5	19:52.233

8 Marco GARCIA MIGUEL — SPA
CUNA DE CAMPEONES — IMR

Vlt.	Tiempo	Sector 1	Sector 2	Sector 3	Km/h	T. Sesión
1	5:10.243	3:39.847	45.111	45.285	45.6	5:10.243
2	1:57.396	32.189	41.250	43.957	120.6	7:07.639
3	1:55.897	31.773	40.913	43.211	122.2	9:03.536
4	2:16.355 **B**	34.982	42.786	58.587	103.8	11:19.891
5	2:04.731	40.274	41.004	43.453	113.5	13:24.622
6	1:55.724	31.748	40.751	43.225	122.3	15:20.346
7	1:55.446	31.738	40.663	43.045	122.6	17:15.792
8	1:55.500	31.859	40.519	43.122	122.6	19:11.292
9	1:55.951	31.810	40.625	43.516	122.1	21:07.243
10	2:13.484 **B**	33.343	42.383	57.758	106.1	23:20.727
11	2:15.547	50.544	41.522	43.481	104.5	25:36.274

15 Yzan FERNANDEZ MONTES — SPA
CUNA DE CAMPEONES — IMR

Vlt.	Tiempo	Sector 1	Sector 2	Sector 3	Km/h	T. Sesión
1	3:24.574	1:55.160	43.627	45.787	69.2	3:24.574
2	1:57.772	32.306	41.304	44.162	120.2	5:22.346
3	1:57.444	32.069	41.444	43.931	120.6	7:19.790
4	1:57.180	31.829	41.159	44.192	120.8	9:16.970
5	1:56.607	31.972	41.180	43.455	121.4	11:13.577
6	1:56.934	31.914	41.520	43.500	121.1	13:10.511
7	1:57.939	31.796	42.294	43.849	120.1	15:08.450
8	1:56.777	32.058	41.059	43.660	121.2	17:05.227
9	1:56.530	32.048	40.855	43.627	121.5	19:01.757
10	1:56.624	31.857	41.253	43.514	121.4	20:58.381
11	1:55.918	31.870	40.895	43.153	122.1	22:54.299
12	1:55.316	31.441	40.740	43.135	122.8	24:49.615
13	1:55.880	31.533	41.155	43.192	122.2	26:45.495

17 Pedro ALOMAR BOVER — SPA
CUNA DE CAMPEONES — IMR

Vlt.	Tiempo	Sector 1	Sector 2	Sector 3	Km/h	T. Sesión
1	3:11.347	1:38.031	45.500	47.816	74.0	3:11.347
2	2:07.649	35.850	44.601	47.198	110.9	5:18.996
3	2:07.260	35.530	44.799	46.931	111.3	7:26.256
4	2:06.562	35.108	44.217	47.237	111.9	9:32.818
5	2:06.408	35.455	43.962	46.991	112.0	11:39.226
6	2:07.129	35.649	44.240	47.240	111.4	13:46.355
7	2:07.511	35.976	44.043	47.492	111.0	15:53.866
8	2:07.922	36.115	44.429	47.378	110.7	18:01.788
9	2:08.218	36.052	44.268	47.898	110.4	20:10.006
10	2:10.007	36.991	44.454	48.562	108.9	22:20.013
11	2:11.355	35.819	47.965	47.571	107.8	24:31.368
12	2:07.868	36.305	44.235	47.328	110.7	26:39.236

18 César PARRILLA VEGA — SPA
CUNA DE CAMPEONES — IMR

Vlt.	Tiempo	Sector 1	Sector 2	Sector 3	Km/h	T. Sesión
1	4:18.941 **B**	2:01.610	47.365	1:29.966	54.7	4:18.941
2	8:53.737 **B**	43.008	1:59.194	6:11.535	26.5	13:12.678
3	2:12.019	40.479	44.365	47.175	107.2	15:24.697
4	2:06.010	35.481	43.675	46.854	112.4	17:30.707
5	2:06.339	35.695	43.535	47.109	112.1	19:37.046
6	2:06.457	35.783	43.776	46.898	112.0	21:43.503
7	2:06.151	35.679	43.458	47.014	112.2	23:49.654
8	2:06.391	35.813	43.585	46.993	112.0	25:56.045

Campeonato de España Cetelem de Superbike

Cuna de Campeones

CTO DE ESPAÑA CETELEM DE SUPERBIKE

Cronometrado2

Vuelta a vuelta

Mejor Personal | Mejor de la sesión | **B** Cruzando la línea de meta por el pit lane

20 Owen VAN TRIGT — NED
CUNA DE CAMPEONES — IMR

Vlt.	Tiempo	Sector 1	Sector 2	Sector 3	Km/h	T. Sesión
1	3:11.533	1:38.321	45.129	48.083	73.9	3:11.533
2	2:07.205	35.465	44.303	47.437	111.3	5:18.738
3	2:06.891	35.803	44.295	46.793	111.6	7:25.629
4	2:06.195	35.049	44.378	46.768	112.2	9:31.824
5	2:06.778	35.372	44.256	47.150	111.7	11:38.602
6	2:08.035	35.862	45.172	47.001	110.6	13:46.637
7	2:07.636	35.974	44.493	47.169	110.9	15:54.273
8	2:07.522	35.925	44.359	47.238	111.0	18:01.795
9	2:07.702	35.419	44.485	47.798	110.9	20:09.497
10	2:08.716	35.767	45.421	47.528	110.0	22:18.213
11	2:40.733 **B**	36.190	44.538	1:20.005	88.1	24:58.946

22 Mark PÉREZ FERRANDO — SPA
CUNA DE CAMPEONES — IMR

Vlt.	Tiempo	Sector 1	Sector 2	Sector 3	Km/h	T. Sesión
1	4:07.581	2:32.313	46.967	48.301	57.2	4:07.581
2	2:10.911	36.546	45.800	48.565	108.2	6:18.492
3	2:10.853	36.503	45.717	48.633	108.2	8:29.345
4	2:11.414	36.982	46.019	48.413	107.7	10:40.759
5	2:11.703	36.681	46.121	48.901	107.5	12:52.462
6	2:11.524	37.063	45.902	48.559	107.7	15:03.986
7	2:12.062	37.116	45.686	49.260	107.2	17:16.048
8	2:11.090	37.008	45.632	48.450	108.0	19:27.138
9	2:11.605	36.937	46.078	48.590	107.6	21:38.743
10	2:10.928	36.999	45.787	48.142	108.1	23:49.671
11	2:10.202	36.857	45.206	48.139	108.7	25:59.873

23 Daniel BENTO — POR
CUNA DE CAMPEONES — IMR

Vlt.	Tiempo	Sector 1	Sector 2	Sector 3	Km/h	T. Sesión
1	4:27.180	2:55.366	45.443	46.371	53.0	4:27.180
2	2:05.631	34.646	45.018	45.967	112.7	6:32.811
3	2:02.402	33.949	43.193	45.260	115.7	8:35.213
4	2:03.907	33.561	43.843	46.503	114.3	10:39.120
5	2:02.568	34.011	42.950	45.607	115.5	12:41.688
6	2:02.121	34.125	42.829	45.167	115.9	14:43.809
7	2:02.149	34.095	42.827	45.227	115.9	16:45.958
8	3:41.343 **B**	34.569	44.381	2:22.393	64.0	20:27.301
9	2:13.253	43.776	43.863	45.614	106.3	22:40.554
10	2:02.173	33.912	43.092	45.169	115.9	24:42.727
11	2:01.694	33.928	42.759	45.007	116.3	26:44.421

27 Casey James OGORMAN — IRL
CUNA DE CAMPEONES — IMR

Vlt.	Tiempo	Sector 1	Sector 2	Sector 3	Km/h	T. Sesión
1	3:28.522	2:00.448	43.624	44.450	67.9	3:28.522
2	1:56.069	31.803	41.187	43.079	122.0	5:24.591
3	1:56.692	31.450	41.858	43.384	121.3	7:21.283
4	1:57.886	32.509	42.128	43.249	120.1	9:19.169
5	1:55.516	31.548	41.071	42.897	122.6	11:14.685
6	1:55.999	31.544	41.029	43.426	122.1	13:10.684
7	2:04.279	31.984	46.844	45.451	113.9	15:14.963
8	1:55.179	31.493	40.628	43.058	122.9	17:10.142
9	2:45.432 **B**	32.250	41.426	1:31.756	85.6	19:55.574
10	2:02.751	38.383	41.318	43.050	115.3	21:58.325
11	1:54.913	31.447	40.548	42.918	123.2	23:53.238
12	1:54.899	31.626	40.463	42.810	123.2	25:48.137

37 Stepan ZUDA — CZE
CUNA DE CAMPEONES — IMR

Vlt.	Tiempo	Sector 1	Sector 2	Sector 3	Km/h	T. Sesión
1	3:32.656	2:04.990	43.640	44.026	66.6	3:32.656
2	1:56.867	31.869	41.282	43.716	121.2	5:29.523
3	1:55.867	31.740	40.801	43.326	122.2	7:25.390
4	2:16.477 **B**	31.449	41.979	1:03.049	103.7	9:41.867
5	2:26.838	1:00.776	42.560	43.502	96.4	12:08.705
6	1:58.368	31.774	40.653	45.941	119.6	14:07.073
7	1:56.007	32.012	40.787	43.208	122.1	16:03.080
8	3:13.778 **B**	32.282	41.894	1:59.602	73.1	19:16.858
9	2:03.930	39.373	41.163	43.394	114.2	21:20.788
10	1:55.114	31.586	40.592	42.936	123.0	23:15.902
11	1:55.111	31.467	40.427	43.217	123.0	25:11.013

38 Ola NESBAKKEN GRANSHAGEN — SPA
CUNA DE CAMPEONES — IMR

Vlt.	Tiempo	Sector 1	Sector 2	Sector 3	Km/h	T. Sesión
1	3:16.534	1:47.060	44.493	44.981	72.0	3:16.534
2	2:01.955	33.232	43.757	44.966	116.1	5:18.489
3	2:02.505	33.628	43.416	45.461	115.6	7:20.994
4	2:01.361	33.347	43.463	44.551	116.7	9:22.355
5	2:00.164	33.057	42.898	44.209	117.8	11:22.519
6	1:59.178	32.786	42.218	44.174	118.8	13:21.697
7	2:01.597	33.021	43.700	44.876	116.4	15:23.294
8	1:58.849	32.475	42.299	44.075	119.1	17:22.143
9	1:59.388	32.603	42.723	44.062	118.6	19:21.531
10	2:00.353	32.952	42.514	44.887	117.6	21:21.884
11	1:58.914	32.633	42.251	44.030	119.1	23:20.798
12	2:00.375	33.282	42.840	44.253	117.6	25:21.173

40 Erik Tibor VARGA — HUN
CUNA DE CAMPEONES — IMR

Vlt.	Tiempo	Sector 1	Sector 2	Sector 3	Km/h	T. Sesión
1	3:08.746	1:36.435	45.397	46.914	75.0	3:08.746
2	2:07.630	36.171	44.486	46.973	110.9	5:16.376
3	2:08.284	35.825	45.215	47.244	110.4	7:24.660
4	2:08.071	35.651	44.973	47.447	110.6	9:32.731
5	2:06.790	35.323	44.461	47.006	111.7	11:39.521
6	2:06.774	35.660	44.202	46.912	111.7	13:46.295
7	2:08.757	36.710	44.297	47.750	110.0	15:55.052
8	2:07.301	35.349	44.594	47.358	111.2	18:02.353
9	2:07.566	35.742	44.327	47.497	111.0	20:09.919
10	2:07.920	35.619	44.875	47.426	110.7	22:17.839
11	2:08.215	36.109	44.644	47.462	110.4	24:26.054
12	2:11.679	37.432	46.514	47.733	107.5	26:37.733

43 Hugo MARIN NARVAEZ — SPA
CUNA DE CAMPEONES — IMR

Vlt.	Tiempo	Sector 1	Sector 2	Sector 3	Km/h	T. Sesión
1	4:04.694 **B**	2:05.145	43.045	1:16.504	57.9	4:04.694
2	3:03.345	1:37.210	42.097	44.038	77.2	7:08.039
3	1:55.872	31.487	41.202	43.183	122.2	9:03.911
4	2:32.609 **B**	34.970	42.685	1:14.954	92.8	11:36.520
5	2:02.488	38.165	41.167	43.156	115.6	13:39.008
6	1:55.142	31.595	40.533	43.014	123.0	15:34.150
7	1:55.499	31.937	40.506	43.056	122.6	17:29.649
8	1:56.067	31.694	40.545	43.828	122.0	19:25.716
9	1:55.963	31.852	40.771	43.340	122.1	21:21.679
10	1:55.122	31.972	40.361	42.789	123.0	23:16.801

Campeonato de España Cetelem de Superbike

Cuna de Campeones

CTO DE ESPAÑA CETELEM DE SUPERBIKE

Cronometrado2

Vuelta a vuelta

Mejor Personal | Mejor de la sesión | **B** Cruzando la línea de meta por el pit lane

Vlt.	Tiempo	Sector 1	Sector 2	Sector 3	Km/h	T. Sesión
11	1:54.929	31.681	40.248	43.000	123.2	25:11.730

52 Alex MARTIN TORRES — SPA
CUNA DE CAMPEONES — IMR

Vlt.	Tiempo	Sector 1	Sector 2	Sector 3	Km/h	T. Sesión
1	3:13.969	1:45.796	43.580	44.593	73.0	3:13.969
2	1:58.951	32.761	42.301	43.889	119.0	5:12.920
3	1:56.926	31.807	41.380	43.739	121.1	7:09.846
4	1:56.506	31.708	41.130	43.668	121.5	9:06.352
5	1:57.999	32.370	41.950	43.679	120.0	11:04.351
6	1:58.870	33.433	41.496	43.941	119.1	13:03.221
7	1:56.938	32.029	41.194	43.715	121.1	15:00.159
8	1:56.180	31.791	40.876	43.513	121.9	16:56.339
9	1:56.398	31.935	41.135	43.328	121.6	18:52.737
10	1:58.419	31.981	42.218	44.220	119.6	20:51.156
11	1:57.423	31.850	41.684	43.889	120.6	22:48.579
12	1:56.306	31.688	41.035	43.583	121.7	24:44.885
13	1:57.112	32.004	41.462	43.646	120.9	26:41.997

55 Unai CALATAYUD PASCUAL — SPA
CUNA DE CAMPEONES — IMR

Vlt.	Tiempo	Sector 1	Sector 2	Sector 3	Km/h	T. Sesión
1	3:44.287	2:15.181	43.706	45.400	63.1	3:44.287
2	1:57.828	32.302	41.798	43.728	120.2	5:42.115
3	3:02.036 **B**	34.602	45.736	1:41.698	77.8	8:44.151
4	2:18.168	41.340	47.962	48.866	102.5	11:02.319
5	2:04.168	32.780	44.715	46.673	114.0	13:06.487
6	2:04.514	34.749	45.715	44.050	113.7	15:11.001
7	1:55.885	31.678	40.920	43.287	122.2	17:06.886
8	1:55.517	31.421	40.801	43.295	122.6	19:02.403
9	2:21.121 **B**	33.364	44.320	1:03.437	100.3	21:23.524
10	2:13.281	39.224	46.514	47.543	106.2	23:36.805
11	1:55.980	31.944	40.614	43.422	122.1	25:32.785

59 Jakub GURECKY — CZE
CUNA DE CAMPEONES — IMR

Vlt.	Tiempo	Sector 1	Sector 2	Sector 3	Km/h	T. Sesión
1	3:22.786	1:54.485	43.817	44.484	69.8	3:22.786
2	1:57.339	32.322	41.537	43.480	120.7	5:20.125
3	2:00.991	34.539	42.553	43.899	117.0	7:21.116
4	1:58.379	33.426	41.877	43.076	119.6	9:19.495
5	1:56.236	31.696	41.257	43.283	121.8	11:15.731
6	1:56.856	31.990	41.748	43.118	121.2	13:12.587
7	1:57.427	31.865	41.753	43.809	120.6	15:10.014
8	1:56.197	31.975	41.272	42.950	121.9	17:06.211
9	1:55.814	31.754	40.944	43.116	122.3	19:02.025
10	1:56.347	31.988	41.055	43.304	121.7	20:58.372
11	1:55.249	31.675	40.756	42.818	122.9	22:53.621
12	1:55.595	31.714	40.701	43.180	122.5	24:49.216
13	1:55.957	31.763	41.059	43.135	122.1	26:45.173

65 Izan CURIA ALIAGA — SPA
CUNA DE CAMPEONES — IMR

Vlt.	Tiempo	Sector 1	Sector 2	Sector 3	Km/h	T. Sesión
1	2:50.535	1:16.808	45.786	47.941	83.0	2:50.535
2	2:10.051	36.497	45.780	47.774	108.9	5:00.586
3	2:09.614	36.693	44.382	48.539	109.2	7:10.200
4	2:08.878	36.355	44.445	48.078	109.9	9:19.078
5	2:09.565	36.471	45.195	47.899	109.3	11:28.643
6	2:09.824	36.779	44.804	48.241	109.1	13:38.467
7	2:08.128	36.187	44.212	47.729	110.5	15:46.595
8	2:08.775	36.491	44.381	47.903	109.9	17:55.370
9	2:09.213	36.742	44.512	47.959	109.6	20:04.583
10	2:09.260	36.592	44.578	48.090	109.5	22:13.843
11	2:08.818	36.755	44.465	47.598	109.9	24:22.661
12	2:08.666	36.552	44.234	47.880	110.0	26:31.327

69 Fernando BUJOSA GARCÍA — SPA
CUNA DE CAMPEONES — IMR

Vlt.	Tiempo	Sector 1	Sector 2	Sector 3	Km/h	T. Sesión
1	3:27.546	1:55.468	44.738	47.340	68.2	3:27.546
2	2:07.744	35.946	44.323	47.475	110.8	5:35.290
3	2:09.042	36.294	45.741	47.007	109.7	7:44.332
4	2:07.489	35.523	44.611	47.355	111.1	9:51.821
5	2:12.350	38.815	46.109	47.426	107.0	12:04.171
6	2:08.008	36.741	43.953	47.314	110.6	14:12.179
7	2:08.232	36.559	44.299	47.374	110.4	16:20.411
8	2:08.521	36.587	44.366	47.568	110.2	18:28.932
9	2:12.116	36.663	44.731	50.722	107.2	20:41.048
10	2:31.204 **B**	37.396	46.925	1:06.883	93.6	23:12.252
11	2:14.042	42.801	43.976	47.265	105.6	25:26.294

72 Oscar ALMONACIL CARRERO — SPA
CUNA DE CAMPEONES — IMR

Vlt.	Tiempo	Sector 1	Sector 2	Sector 3	Km/h	T. Sesión
1	4:45.982	3:21.517	41.107	43.358	49.5	4:45.982
2	1:55.201	31.625	40.609	42.967	122.9	6:41.183
3	1:54.155	31.389	40.254	42.512	124.0	8:35.338
4	2:57.787 **B**	31.254	40.852	1:45.681	79.6	11:33.125
5	2:04.133	37.675	42.498	43.960	114.1	13:37.258
6	1:55.056	31.599	40.609	42.848	123.1	15:32.314
7	1:55.046	31.365	40.649	43.032	123.1	17:27.360
8	1:54.820	31.566	40.228	43.026	123.3	19:22.180
9	1:54.911	31.559	40.598	42.754	123.2	21:17.091
10	1:54.836	31.571	40.352	42.913	123.3	23:11.927
11	1:54.779	31.434	40.360	42.985	123.4	25:06.706

77 Leandro QUINTANS SANS — FRA
CUNA DE CAMPEONES — IMR

Vlt.	Tiempo	Sector 1	Sector 2	Sector 3	Km/h	T. Sesión
1	3:52.511	2:19.351	45.663	47.497	60.9	3:52.511
2	2:06.930	35.686	44.306	46.938	111.5	5:59.441
3	2:05.877	35.256	43.872	46.749	112.5	8:05.318
4	2:05.325	34.967	43.632	46.726	113.0	10:10.643
5	2:05.485	35.219	43.602	46.664	112.8	12:16.128
6	2:05.734	35.366	43.533	46.835	112.6	14:21.862
7	2:06.667	35.440	43.993	47.234	111.8	16:28.529
8	2:06.102	35.658	43.644	46.800	112.3	18:34.631
9	2:06.873	35.545	44.335	46.993	111.6	20:41.504
10	2:28.103 **B**	36.832	45.926	1:05.345	95.6	23:09.607
11	2:16.313	44.075	44.328	47.910	103.9	25:25.920

95 Zoltan KOVACS — HUN
CUNA DE CAMPEONES — IMR

Vlt.	Tiempo	Sector 1	Sector 2	Sector 3	Km/h	T. Sesión
1	3:10.828	1:37.818	45.187	47.823	74.2	3:10.828
2	2:08.048	36.025	44.712	47.311	110.6	5:18.876
3	2:06.174	35.177	44.190	46.807	112.2	7:25.050
4	2:06.777	35.426	44.234	47.117	111.7	9:31.827
5	2:06.852	35.521	44.255	47.076	111.6	11:38.679
6	2:07.075	35.572	43.965	47.538	111.4	13:45.754
7	2:08.049	36.150	44.675	47.224	110.6	15:53.803

Cuna de Campeones

CTO DE ESPAÑA CETELEM DE SUPERBIKE

Cronometrado2

Vuelta a vuelta

Mejor Personal | Mejor de la sesión | **B** Cruzando la línea de meta por el pit lane

Vlt.	Tiempo	Sector 1	Sector 2	Sector 3	Km/h	T. Sesión	Vlt.	Tiempo	Sector 1	Sector 2	Sector 3	Km/h	T. Sesión
8	2:07.949	35.949	44.489	47.511	110.7	18:01.752							
9	2:08.342	36.614	44.888	46.840	110.3	20:10.094							
10	2:07.748	35.656	44.893	47.199	110.8	22:17.842							
11	2:10.429	37.273	45.555	47.601	108.6	24:28.271							
12	2:06.811	35.840	43.958	47.013	111.7	26:35.082							

Campeonato de España Cetelem de Superbike

Cuna de Campeones

CTO DE ESPAÑA CETELEM DE SUPERBIKE

Cronometrado2

Vuelta a vuelta

Mejor Personal | Mejor de la sesión | **B** Cruzando la línea de meta por el pit lane

4 Argee CÁRDENAS — USA
CUNA DE CAMPEONES — IMR

Vlt.	Tiempo	Sector 1	Sector 2	Sector 3	Km/h	T. Sesión
1	3:08.254	1:36.986	44.294	46.974	75.2	3:08.254
2	2:06.765	35.947	43.953	46.865	111.7	5:15.019
3	2:05.859	35.602	43.555	46.702	112.5	7:20.878
4	2:05.391	35.351	43.407	46.633	112.9	9:26.269
5	2:05.989	35.870	43.497	46.622	112.4	11:32.258
6	2:06.047	35.756	43.317	46.974	112.3	13:38.305
7	2:05.944	35.628	43.410	46.906	112.4	15:44.249
8	2:05.977	35.642	43.823	46.512	112.4	17:50.226
9	2:06.345	36.019	43.652	46.674	112.1	19:56.571
10	2:06.568	35.875	43.593	47.100	111.9	22:03.139
11	2:06.878	36.163	43.754	46.961	111.6	24:10.017
12	2:06.475	36.054	43.683	46.738	111.9	26:16.492

5 Miguel RODRÍGUEZ MÉNDEZ — SPA
CUNA DE CAMPEONES — IMR

Vlt.	Tiempo	Sector 1	Sector 2	Sector 3	Km/h	T. Sesión
1	4:07.288	2:31.915	47.094	48.279	57.3	4:07.288
2	2:10.434	36.371	45.410	48.653	108.6	6:17.722
3	2:09.616	36.725	44.781	48.110	109.2	8:27.338
4	2:12.089	37.442	45.882	48.765	107.2	10:39.427
5	2:05.959	35.212	43.853	46.894	112.4	12:45.386
6	2:05.910	35.420	43.678	46.812	112.5	14:51.296
7	2:05.984	35.509	43.855	46.620	112.4	16:57.280
8	2:05.871	35.328	43.729	46.814	112.5	19:03.151
9	2:05.991	34.992	43.791	47.208	112.4	21:09.142
10	2:05.785	35.118	43.877	46.790	112.6	23:14.927
11	2:05.424	35.159	43.617	46.648	112.9	25:20.351

6 Xarly MÉNDEZ — SPA
CUNA DE CAMPEONES — IMR

Vlt.	Tiempo	Sector 1	Sector 2	Sector 3	Km/h	T. Sesión
1	2:40.391	1:07.118	45.091	48.182	88.3	2:40.391
2	2:08.836	36.485	44.431	47.920	109.9	4:49.227
3	2:09.221	36.444	44.728	48.049	109.6	6:58.448
4	2:11.224	37.157	45.804	48.263	107.9	9:09.672
5	2:10.879	37.354	45.154	48.371	108.2	11:20.551
6	2:09.846	36.985	44.942	47.919	109.0	13:30.397
7	2:12.119	36.435	47.680	48.004	107.2	15:42.516
8	2:08.753	36.513	45.038	47.202	110.0	17:51.269
9	2:08.286	35.889	44.672	47.725	110.4	19:59.555
10	2:09.425	36.387	45.022	48.016	109.4	22:08.980
11	2:10.439	36.724	45.663	48.052	108.5	24:19.419
12	2:11.694	37.912	45.494	48.288	107.5	26:31.113

7 Xavi VIDAL FERNÁNDEZ — SPA
CUNA DE CAMPEONES — IMR

Vlt.	Tiempo	Sector 1	Sector 2	Sector 3	Km/h	T. Sesión
1	3:28.605	1:56.092	45.041	47.472	67.9	3:28.605
2	2:07.870	35.550	44.876	47.444	110.7	5:36.475
3	2:07.621	35.873	44.235	47.513	110.9	7:44.096
4	2:08.056	36.110	44.525	47.421	110.6	9:52.152
5	3:10.418 **B**	37.667	45.419	1:47.332	74.4	13:02.570
6	2:28.923	51.753	47.978	49.192	95.1	15:31.493
7	2:11.430	37.184	46.362	47.884	107.7	17:42.923
8	2:09.310	36.610	44.639	48.061	109.5	19:52.233

8 Marco GARCIA MIGUEL — SPA
CUNA DE CAMPEONES — IMR

Vlt.	Tiempo	Sector 1	Sector 2	Sector 3	Km/h	T. Sesión
1	5:10.243	3:39.847	45.111	45.285	45.6	5:10.243
2	1:57.396	32.189	41.250	43.957	120.6	7:07.639
3	1:55.897	31.773	40.913	43.211	122.2	9:03.536
4	2:16.355 **B**	34.982	42.786	58.587	103.8	11:19.891
5	2:04.731	40.274	41.004	43.453	113.5	13:24.622
6	1:55.724	31.748	40.751	43.225	122.3	15:20.346
7	1:55.446	31.738	40.663	43.045	122.6	17:15.792
8	1:55.500	31.859	40.519	43.122	122.6	19:11.292
9	1:55.951	31.810	40.625	43.516	122.1	21:07.243
10	2:13.484 **B**	33.343	42.383	57.758	106.1	23:20.727
11	2:15.547	50.544	41.522	43.481	104.5	25:36.274

15 Yzan FERNANDEZ MONTES — SPA
CUNA DE CAMPEONES — IMR

Vlt.	Tiempo	Sector 1	Sector 2	Sector 3	Km/h	T. Sesión
1	3:24.574	1:55.160	43.627	45.787	69.2	3:24.574
2	1:57.772	32.306	41.304	44.162	120.2	5:22.346
3	1:57.444	32.069	41.444	43.931	120.6	7:19.790
4	1:57.180	31.829	41.159	44.192	120.8	9:16.970
5	1:56.607	31.972	41.180	43.455	121.4	11:13.577
6	1:56.934	31.914	41.520	43.500	121.1	13:10.511
7	1:57.939	31.796	42.294	43.849	120.1	15:08.450
8	1:56.777	32.058	41.059	43.660	121.2	17:05.227
9	1:56.530	32.048	40.855	43.627	121.5	19:01.757
10	1:56.624	31.857	41.253	43.514	121.4	20:58.381
11	1:55.918	31.870	40.895	43.153	122.1	22:54.299
12	1:55.316	31.441	40.740	43.135	122.8	24:49.615
13	1:55.880	31.533	41.155	43.192	122.2	26:45.495

17 Pedro ALOMAR BOVER — SPA
CUNA DE CAMPEONES — IMR

Vlt.	Tiempo	Sector 1	Sector 2	Sector 3	Km/h	T. Sesión
1	3:11.347	1:38.031	45.500	47.816	74.0	3:11.347
2	2:07.649	35.850	44.601	47.198	110.9	5:18.996
3	2:07.260	35.530	44.799	46.931	111.3	7:26.256
4	2:06.562	35.108	44.217	47.237	111.9	9:32.818
5	2:06.408	35.455	43.962	46.991	112.0	11:39.226
6	2:07.129	35.649	44.240	47.240	111.4	13:46.355
7	2:07.511	35.976	44.043	47.492	111.0	15:53.866
8	2:07.922	36.115	44.429	47.378	110.7	18:01.788
9	2:08.218	36.052	44.268	47.898	110.4	20:10.006
10	2:10.007	36.991	44.454	48.562	108.9	22:20.013
11	2:11.355	35.819	47.965	47.571	107.8	24:31.368
12	2:07.868	36.305	44.235	47.328	110.7	26:39.236

18 César PARRILLA VEGA — SPA
CUNA DE CAMPEONES — IMR

Vlt.	Tiempo	Sector 1	Sector 2	Sector 3	Km/h	T. Sesión
1	4:18.941 **B**	2:01.610	47.365	1:29.966	54.7	4:18.941
2	8:53.737 **B**	43.008	1:59.194	6:11.535	26.5	13:12.678
3	2:12.019	40.479	44.365	47.175	107.2	15:24.697
4	2:06.010	35.481	43.675	46.854	112.4	17:30.707
5	2:06.339	35.695	43.535	47.109	112.1	19:37.046
6	2:06.457	35.783	43.776	46.898	112.0	21:43.503
7	2:06.151	35.679	43.458	47.014	112.2	23:49.654
8	2:06.391	35.813	43.585	46.993	112.0	25:56.045

Campeonato de España Cetelem de Superbike

Cuna de Campeones

CTO DE ESPAÑA CETELEM DE SUPERBIKE

Cronometrado2

Vuelta a vuelta

Mejor Personal | Mejor de la sesión | **B** Cruzando la línea de meta por el pit lane

20 Owen VAN TRIGT — NED
CUNA DE CAMPEONES — IMR

Vlt.	Tiempo	Sector 1	Sector 2	Sector 3	Km/h	T. Sesión
1	3:11.533	1:38.321	45.129	48.083	73.9	3:11.533
2	2:07.205	35.465	44.303	47.437	111.3	5:18.738
3	2:06.891	35.803	44.295	46.793	111.6	7:25.629
4	2:06.195	35.049	44.378	46.768	112.2	9:31.824
5	2:06.778	35.372	44.256	47.150	111.7	11:38.602
6	2:08.035	35.862	45.172	47.001	110.6	13:46.637
7	2:07.636	35.974	44.493	47.169	110.9	15:54.273
8	2:07.522	35.925	44.359	47.238	111.0	18:01.795
9	2:07.702	35.419	44.485	47.798	110.9	20:09.497
10	2:08.716	35.767	45.421	47.528	110.0	22:18.213
11	2:40.733 **B**	36.190	44.538	1:20.005	88.1	24:58.946

22 Mark PÉREZ FERRANDO — SPA
CUNA DE CAMPEONES — IMR

Vlt.	Tiempo	Sector 1	Sector 2	Sector 3	Km/h	T. Sesión
1	4:07.581	2:32.313	46.967	48.301	57.2	4:07.581
2	2:10.911	36.546	45.800	48.565	108.2	6:18.492
3	2:10.853	36.503	45.717	48.633	108.2	8:29.345
4	2:11.414	36.982	46.019	48.413	107.7	10:40.759
5	2:11.703	36.681	46.121	48.901	107.5	12:52.462
6	2:11.524	37.063	45.902	48.559	107.7	15:03.986
7	2:12.062	37.116	45.686	49.260	107.2	17:16.048
8	2:11.090	37.008	45.632	48.450	108.0	19:27.138
9	2:11.605	36.937	46.078	48.590	107.6	21:38.743
10	2:10.928	36.999	45.787	48.142	108.1	23:49.671
11	2:10.202	36.857	45.206	48.139	108.7	25:59.873

23 Daniel BENTO — POR
CUNA DE CAMPEONES — IMR

Vlt.	Tiempo	Sector 1	Sector 2	Sector 3	Km/h	T. Sesión
1	4:27.180	2:55.366	45.443	46.371	53.0	4:27.180
2	2:05.631	34.646	45.018	45.967	112.7	6:32.811
3	2:02.402	33.949	43.193	45.260	115.7	8:35.213
4	2:03.907	33.561	43.843	46.503	114.3	10:39.120
5	2:02.568	34.011	42.950	45.607	115.5	12:41.688
6	2:02.121	34.125	42.829	45.167	115.9	14:43.809
7	2:02.149	34.095	42.827	45.227	115.9	16:45.958
8	3:41.343 **B**	34.569	44.381	2:22.393	64.0	20:27.301
9	2:13.253	43.776	43.863	45.614	106.3	22:40.554
10	2:02.173	33.912	43.092	45.169	115.9	24:42.727
11	2:01.694	33.928	42.759	45.007	116.3	26:44.421

27 Casey James OGORMAN — IRL
CUNA DE CAMPEONES — IMR

Vlt.	Tiempo	Sector 1	Sector 2	Sector 3	Km/h	T. Sesión
1	3:28.522	2:00.448	43.624	44.450	67.9	3:28.522
2	1:56.069	31.803	41.187	43.079	122.0	5:24.591
3	1:56.692	31.450	41.858	43.384	121.3	7:21.283
4	1:57.886	32.509	42.128	43.249	120.1	9:19.169
5	1:55.516	31.548	41.071	42.897	122.6	11:14.685
6	1:55.999	31.544	41.029	43.426	122.1	13:10.684
7	2:04.279	31.984	46.844	45.451	113.9	15:14.963
8	1:55.179	31.493	40.628	43.058	122.9	17:10.142
9	2:45.432 **B**	32.250	41.426	1:31.756	85.6	19:55.574
10	2:02.751	38.383	41.318	43.050	115.3	21:58.325
11	1:54.913	31.447	40.548	42.918	123.2	23:53.238
12	1:54.899	31.626	40.463	42.810	123.2	25:48.137

37 Stepan ZUDA — CZE
CUNA DE CAMPEONES — IMR

Vlt.	Tiempo	Sector 1	Sector 2	Sector 3	Km/h	T. Sesión
1	3:32.656	2:04.990	43.640	44.026	66.6	3:32.656
2	1:56.867	31.869	41.282	43.716	121.2	5:29.523
3	1:55.867	31.740	40.801	43.326	122.2	7:25.390
4	2:16.477 **B**	31.449	41.979	1:03.049	103.7	9:41.867
5	2:26.838	1:00.776	42.560	43.502	96.4	12:08.705
6	1:58.368	31.774	40.653	45.941	119.6	14:07.073
7	1:56.007	32.012	40.787	43.208	122.1	16:03.080
8	3:13.778 **B**	32.282	41.894	1:59.602	73.1	19:16.858
9	2:03.930	39.373	41.163	43.394	114.2	21:20.788
10	1:55.114	31.586	40.592	42.936	123.0	23:15.902
11	1:55.111	31.467	40.427	43.217	123.0	25:11.013

38 Ola NESBAKKEN GRANSHAGEN — SPA
CUNA DE CAMPEONES — IMR

Vlt.	Tiempo	Sector 1	Sector 2	Sector 3	Km/h	T. Sesión
1	3:16.534	1:47.060	44.493	44.981	72.0	3:16.534
2	2:01.955	33.232	43.757	44.966	116.1	5:18.489
3	2:02.505	33.628	43.416	45.461	115.6	7:20.994
4	2:01.361	33.347	43.463	44.551	116.7	9:22.355
5	2:00.164	33.057	42.898	44.209	117.8	11:22.519
6	1:59.178	32.786	42.218	44.174	118.8	13:21.697
7	2:01.597	33.021	43.700	44.876	116.4	15:23.294
8	1:58.849	32.475	42.299	44.075	119.1	17:22.143
9	1:59.388	32.603	42.723	44.062	118.6	19:21.531
10	2:00.353	32.952	42.514	44.887	117.6	21:21.884
11	1:58.914	32.633	42.251	44.030	119.1	23:20.798
12	2:00.375	33.282	42.840	44.253	117.6	25:21.173

40 Erik Tibor VARGA — HUN
CUNA DE CAMPEONES — IMR

Vlt.	Tiempo	Sector 1	Sector 2	Sector 3	Km/h	T. Sesión
1	3:08.746	1:36.435	45.397	46.914	75.0	3:08.746
2	2:07.630	36.171	44.486	46.973	110.9	5:16.376
3	2:08.284	35.825	45.215	47.244	110.4	7:24.660
4	2:08.071	35.651	44.973	47.447	110.6	9:32.731
5	2:06.790	35.323	44.461	47.006	111.7	11:39.521
6	2:06.774	35.660	44.202	46.912	111.7	13:46.295
7	2:08.757	36.710	44.297	47.750	110.0	15:55.052
8	2:07.301	35.349	44.594	47.358	111.2	18:02.353
9	2:07.566	35.742	44.327	47.497	111.0	20:09.919
10	2:07.920	35.619	44.875	47.426	110.7	22:17.839
11	2:08.215	36.109	44.644	47.462	110.4	24:26.054
12	2:11.679	37.432	46.514	47.733	107.5	26:37.733

43 Hugo MARIN NARVAEZ — SPA
CUNA DE CAMPEONES — IMR

Vlt.	Tiempo	Sector 1	Sector 2	Sector 3	Km/h	T. Sesión
1	4:04.694 **B**	2:05.145	43.045	1:16.504	57.9	4:04.694
2	3:03.345	1:37.210	42.097	44.038	77.2	7:08.039
3	1:55.872	31.487	41.202	43.183	122.2	9:03.911
4	2:32.609 **B**	34.970	42.685	1:14.954	92.8	11:36.520
5	2:02.488	38.165	41.167	43.156	115.6	13:39.008
6	1:55.142	31.595	40.533	43.014	123.0	15:34.150
7	1:55.499	31.937	40.506	43.056	122.6	17:29.649
8	1:56.067	31.694	40.545	43.828	122.0	19:25.716
9	1:55.963	31.852	40.771	43.340	122.1	21:21.679
10	1:55.122	31.972	40.361	42.789	123.0	23:16.801

Campeonato de España Cetelem de Superbike

Cuna de Campeones

CTO DE ESPAÑA CETELEM DE SUPERBIKE

Cronometrado2

Vuelta a vuelta

Mejor Personal | Mejor de la sesión | **B** Cruzando la línea de meta por el pit lane

Vlt.	Tiempo	Sector 1	Sector 2	Sector 3	Km/h	T. Sesión
11	1:54.929	31.681	40.248	43.000	123.2	25:11.730

52 Alex MARTIN TORRES — SPA
CUNA DE CAMPEONES — IMR

Vlt.	Tiempo	Sector 1	Sector 2	Sector 3	Km/h	T. Sesión
1	3:13.969	1:45.796	43.580	44.593	73.0	3:13.969
2	1:58.951	32.761	42.301	43.889	119.0	5:12.920
3	1:56.926	31.807	41.380	43.739	121.1	7:09.846
4	1:56.506	31.708	41.130	43.668	121.5	9:06.352
5	1:57.999	32.370	41.950	43.679	120.0	11:04.351
6	1:58.870	33.433	41.496	43.941	119.1	13:03.221
7	1:56.938	32.029	41.194	43.715	121.1	15:00.159
8	1:56.180	31.791	40.876	43.513	121.9	16:56.339
9	1:56.398	31.935	41.135	43.328	121.6	18:52.737
10	1:58.419	31.981	42.218	44.220	119.6	20:51.156
11	1:57.423	31.850	41.684	43.889	120.6	22:48.579
12	1:56.306	31.688	41.035	43.583	121.7	24:44.885
13	1:57.112	32.004	41.462	43.646	120.9	26:41.997

55 Unai CALATAYUD PASCUAL — SPA
CUNA DE CAMPEONES — IMR

Vlt.	Tiempo	Sector 1	Sector 2	Sector 3	Km/h	T. Sesión
1	3:44.287	2:15.181	43.706	45.400	63.1	3:44.287
2	1:57.828	32.302	41.798	43.728	120.2	5:42.115
3	3:02.036 **B**	34.602	45.736	1:41.698	77.8	8:44.151
4	2:18.168	41.340	47.962	48.866	102.5	11:02.319
5	2:04.168	32.780	44.715	46.673	114.0	13:06.487
6	2:04.514	34.749	45.715	44.050	113.7	15:11.001
7	1:55.885	31.678	40.920	43.287	122.2	17:06.886
8	1:55.517	31.421	40.801	43.295	122.6	19:02.403
9	2:21.121 **B**	33.364	44.320	1:03.437	100.3	21:23.524
10	2:13.281	39.224	46.514	47.543	106.2	23:36.805
11	1:55.980	31.944	40.614	43.422	122.1	25:32.785

59 Jakub GURECKY — CZE
CUNA DE CAMPEONES — IMR

Vlt.	Tiempo	Sector 1	Sector 2	Sector 3	Km/h	T. Sesión
1	3:22.786	1:54.485	43.817	44.484	69.8	3:22.786
2	1:57.339	32.322	41.537	43.480	120.7	5:20.125
3	2:00.991	34.539	42.553	43.899	117.0	7:21.116
4	1:58.379	33.426	41.877	43.076	119.6	9:19.495
5	1:56.236	31.696	41.257	43.283	121.8	11:15.731
6	1:56.856	31.990	41.748	43.118	121.2	13:12.587
7	1:57.427	31.865	41.753	43.809	120.6	15:10.014
8	1:56.197	31.975	41.272	42.950	121.9	17:06.211
9	1:55.814	31.754	40.944	43.116	122.3	19:02.025
10	1:56.347	31.988	41.055	43.304	121.7	20:58.372
11	1:55.249	31.675	40.756	42.818	122.9	22:53.621
12	1:55.595	31.714	40.701	43.180	122.5	24:49.216
13	1:55.957	31.763	41.059	43.135	122.1	26:45.173

65 Izan CURIA ALIAGA — SPA
CUNA DE CAMPEONES — IMR

Vlt.	Tiempo	Sector 1	Sector 2	Sector 3	Km/h	T. Sesión
1	2:50.535	1:16.808	45.786	47.941	83.0	2:50.535
2	2:10.051	36.497	45.780	47.774	108.9	5:00.586
3	2:09.614	36.693	44.382	48.539	109.2	7:10.200
4	2:08.878	36.355	44.445	48.078	109.9	9:19.078
5	2:09.565	36.471	45.195	47.899	109.3	11:28.643
6	2:09.824	36.779	44.804	48.241	109.1	13:38.467
7	2:08.128	36.187	44.212	47.729	110.5	15:46.595
8	2:08.775	36.491	44.381	47.903	109.9	17:55.370
9	2:09.213	36.742	44.512	47.959	109.6	20:04.583
10	2:09.260	36.592	44.578	48.090	109.5	22:13.843
11	2:08.818	36.755	44.465	47.598	109.9	24:22.661
12	2:08.666	36.552	44.234	47.880	110.0	26:31.327

69 Fernando BUJOSA GARCÍA — SPA
CUNA DE CAMPEONES — IMR

Vlt.	Tiempo	Sector 1	Sector 2	Sector 3	Km/h	T. Sesión
1	3:27.546	1:55.468	44.738	47.340	68.2	3:27.546
2	2:07.744	35.946	44.323	47.475	110.8	5:35.290
3	2:09.042	36.294	45.741	47.007	109.7	7:44.332
4	2:07.489	35.523	44.611	47.355	111.1	9:51.821
5	2:12.350	38.815	46.109	47.426	107.0	12:04.171
6	2:08.008	36.741	43.953	47.314	110.6	14:12.179
7	2:08.232	36.559	44.299	47.374	110.4	16:20.411
8	2:08.521	36.587	44.366	47.568	110.2	18:28.932
9	2:12.116	36.663	44.731	50.722	107.2	20:41.048
10	2:31.204 **B**	37.396	46.925	1:06.883	93.6	23:12.252
11	2:14.042	42.801	43.976	47.265	105.6	25:26.294

72 Oscar ALMONACIL CARRERO — SPA
CUNA DE CAMPEONES — IMR

Vlt.	Tiempo	Sector 1	Sector 2	Sector 3	Km/h	T. Sesión
1	4:45.982	3:21.517	41.107	43.358	49.5	4:45.982
2	1:55.201	31.625	40.609	42.967	122.9	6:41.183
3	1:54.155	31.389	40.254	42.512	124.0	8:35.338
4	2:57.787 **B**	31.254	40.852	1:45.681	79.6	11:33.125
5	2:04.133	37.675	42.498	43.960	114.1	13:37.258
6	1:55.056	31.599	40.609	42.848	123.1	15:32.314
7	1:55.046	31.365	40.649	43.032	123.1	17:27.360
8	1:54.820	31.566	40.228	43.026	123.3	19:22.180
9	1:54.911	31.559	40.598	42.754	123.2	21:17.091
10	1:54.836	31.571	40.352	42.913	123.3	23:11.927
11	1:54.779	31.434	40.360	42.985	123.4	25:06.706

77 Leandro QUINTANS SANS — FRA
CUNA DE CAMPEONES — IMR

Vlt.	Tiempo	Sector 1	Sector 2	Sector 3	Km/h	T. Sesión
1	3:52.511	2:19.351	45.663	47.497	60.9	3:52.511
2	2:06.930	35.686	44.306	46.938	111.5	5:59.441
3	2:05.877	35.256	43.872	46.749	112.5	8:05.318
4	2:05.325	34.967	43.632	46.726	113.0	10:10.643
5	2:05.485	35.219	43.602	46.664	112.8	12:16.128
6	2:05.734	35.366	43.533	46.835	112.6	14:21.862
7	2:06.667	35.440	43.993	47.234	111.8	16:28.529
8	2:06.102	35.658	43.644	46.800	112.3	18:34.631
9	2:06.873	35.545	44.335	46.993	111.6	20:41.504
10	2:28.103 **B**	36.832	45.926	1:05.345	95.6	23:09.607
11	2:16.313	44.075	44.328	47.910	103.9	25:25.920

95 Zoltan KOVACS — HUN
CUNA DE CAMPEONES — IMR

Vlt.	Tiempo	Sector 1	Sector 2	Sector 3	Km/h	T. Sesión
1	3:10.828	1:37.818	45.187	47.823	74.2	3:10.828
2	2:08.048	36.025	44.712	47.311	110.6	5:18.876
3	2:06.174	35.177	44.190	46.807	112.2	7:25.050
4	2:06.777	35.426	44.234	47.117	111.7	9:31.827
5	2:06.852	35.521	44.255	47.076	111.6	11:38.679
6	2:07.075	35.572	43.965	47.538	111.4	13:45.754
7	2:08.049	36.150	44.675	47.224	110.6	15:53.803

Cuna de Campeones

CTO DE ESPAÑA CETELEM DE SUPERBIKE

Cronometrado2

Vuelta a vuelta

Mejor Personal | Mejor de la sesión | **B** Cruzando la línea de meta por el pit lane

Vlt.	Tiempo	Sector 1	Sector 2	Sector 3	Km/h	T. Sesión	Vlt.	Tiempo	Sector 1	Sector 2	Sector 3	Km/h	T. Sesión
8	2:07.949	35.949	44.489	47.511	110.7	18:01.752							
9	2:08.342	36.614	44.888	46.840	110.3	20:10.094							
10	2:07.748	35.656	44.893	47.199	110.8	22:17.842							
11	2:10.429	37.273	45.555	47.601	108.6	24:28.271							
12	2:06.811	35.840	43.958	47.013	111.7	26:35.082							

Campeonato de España Cetelem de Superbike

CTO DE ESPAÑA CETELEM DE SUPERBIKE

Cuna de Campeones

Cronometrado2

Informe meteorológico

Temperatura del Aire

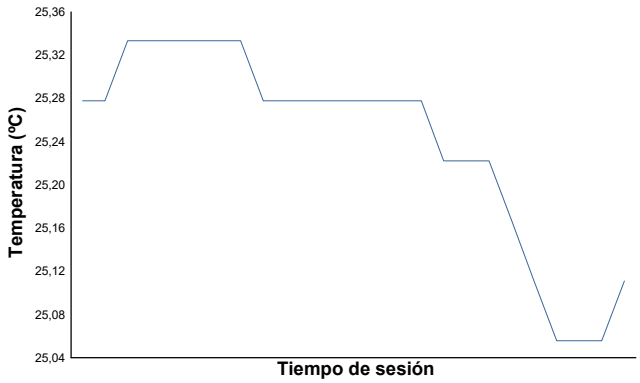

Temperatura de la Pista



Humedad

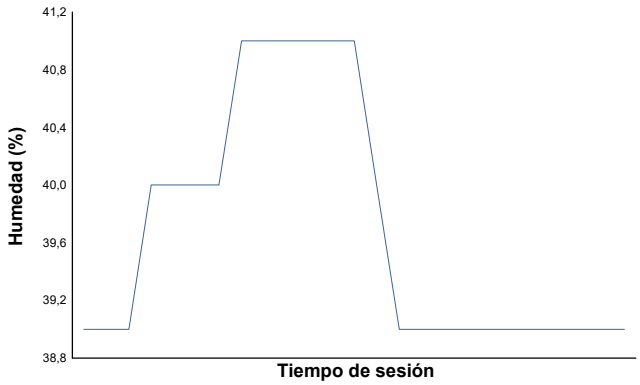

Presión

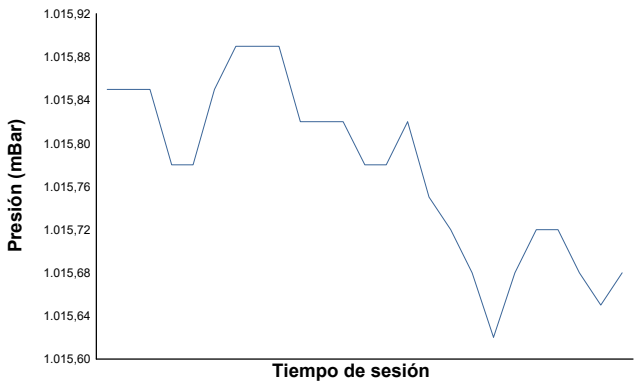

Velocidad del viento

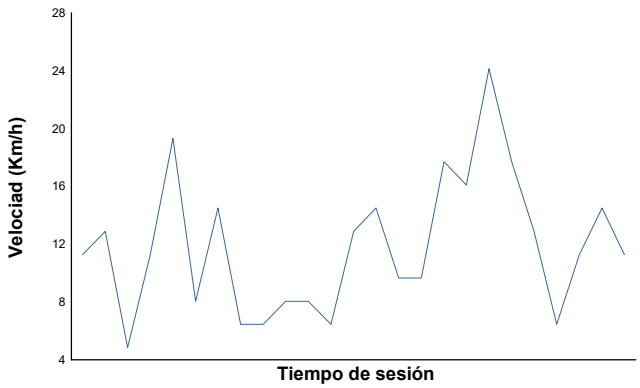

Dirección del viento

Norte=0º/360º Este=90º Sur=180º Oeste=270º

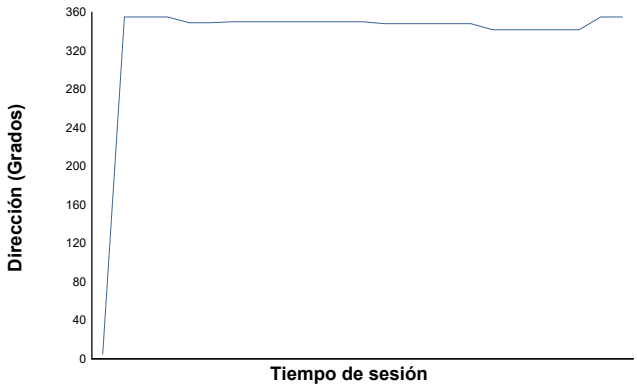

Estado de pista: **SECO**