


## GRAN PREMIO MOTUL DE LA COMUNITAT VALENCIANA

## Qualifying Practice Nr. 2

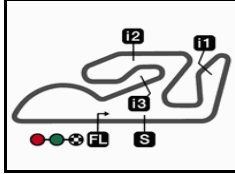
## Classification

	Rider	Nation	Team	Motorcycle	Time	Lap Total	Gap	Top Speed
1	54 Fermín ALDEGUER	SPA	Cuna de Campeones PreMoto4	PREMOTO4	<b>1'51.482</b>	8 13		<b>172.8</b>
2	99 Adrián HUERTAS	SPA	Cuna de Campeones PreMoto4	PREMOTO4	<b>1'51.652</b>	2 10	0.170 0.170	<b>169.0</b>
3	93 Alberto FERRANDEZ	SPA	Cuna de Campeones PreMoto4	PREMOTO4	<b>1'52.071</b>	8 12	0.589 0.419	<b>172.0</b>
4	72 Yeray RUIZ	SPA	Cuna de Campeones PreMoto4	PREMOTO4	<b>1'52.340</b>	13 14	0.858 0.269	<b>165.8</b>
5	25 Luis Miguel VERDUGO	SPA	Cuna de Campeones PreMoto4	PREMOTO4	<b>1'52.350</b>	13 13	0.868 0.010	<b>169.8</b>
6	48 Juan RODRIGUEZ	SPA	Cuna de Campeones PreMoto4	PREMOTO4	<b>1'52.661</b>	12 13	1.179 0.311	<b>168.1</b>
7	23 Alex MILLAN	SPA	Cuna de Campeones PreMoto4	PREMOTO4	<b>1'52.728</b>	13 13	1.246 0.067	<b>166.3</b>
8	69 Marcos RUDA	SPA	Cuna de Campeones PreMoto4	PREMOTO4	<b>1'53.693</b>	5 10	2.211 0.965	<b>167.5</b>
9	84 Iván MIRALLES	SPA	Cuna de Campeones PreMoto4	PREMOTO4	<b>1'54.463</b>	13 13	2.981 0.770	<b>167.8</b>
10	8 Carlos GIMENEZ	SPA	Cuna de Campeones PreMoto4	PREMOTO4	<b>1'54.754</b>	13 13	3.272 0.291	<b>168.3</b>
11	15 Julio HERRÁEZ	SPA	Cuna de Campeones PreMoto4	PREMOTO4	<b>1'54.810</b>	13 13	3.328 0.056	<b>165.9</b>
12	26 Diego LÓPEZ	SPA	Cuna de Campeones PreMoto4	PREMOTO4	<b>1'54.912</b>	5 12	3.430 0.102	<b>167.8</b>
13	56 Alain GONZALEZ	SPA	Cuna de Campeones PreMoto4	PREMOTO4	<b>1'55.417</b>	4 13	3.935 0.505	<b>165.5</b>
14	78 Joel ESTEBAN	SPA	Cuna de Campeones PreMoto4	PREMOTO4	<b>1'55.624</b>	12 13	4.142 0.207	<b>167.1</b>
15	4 Carlos TORRECILLAS	SPA	Cuna de Campeones PreMoto4	PREMOTO4	<b>1'55.793</b>	7 10	4.311 0.169	<b>161.4</b>
16	33 Izan GUEVARA	SPA	Cuna de Campeones PreMoto4	PREMOTO4	<b>1'56.459</b>	3 11	4.977 0.666	<b>167.9</b>
17	11 Jose Luis PEREZ	SPA	Cuna de Campeones PreMoto4	PREMOTO4	<b>1'56.529</b>	3 11	5.047 0.070	<b>159.1</b>
18	1 Daniel PARIENTE	SPA	Cuna de Campeones PreMoto4	PREMOTO4	<b>1'56.722</b>	10 12	5.240 0.193	<b>167.1</b>
19	16 Daeal ALARCÓN	SPA	Cuna de Campeones PreMoto4	PREMOTO4	<b>1'56.803</b>	6 8	5.321 0.081	<b>162.6</b>
20	5 Diego GODINO	SPA	Cuna de Campeones PreMoto4	PREMOTO4	<b>1'57.762</b>	4 4	6.280 0.959	<b>168.1</b>
21	95 David POVEDA	SPA	Cuna de Campeones PreMoto4	PREMOTO4	<b>1'57.850</b>	5 6	6.368 0.088	<b>163.7</b>
22	18 Angel PIQUERAS	SPA	Cuna de Campeones Moto5	MOTO5	<b>2'02.321</b>	11 11	10.839 4.471	<b>143.7</b>
23	77 Pablo HERRERO	SPA	Cuna de Campeones PreMoto4	PREMOTO4	<b>2'02.772</b>	3 5	11.290 0.451	<b>155.1</b>
24	10 Alejandro TAPIA	SPA	Cuna de Campeones Moto5	MOTO5	<b>2'02.906</b>	11 12	11.424 0.134	<b>152.9</b>
25	83 Antonio CARPE	SPA	Cuna de Campeones Moto5	MOTO5	<b>2'03.520</b>	11 11	12.038 0.614	<b>143.3</b>
26	38 Álvaro CARPE	SPA	Cuna de Campeones Moto5	MOTO5	<b>2'03.668</b>	7 12	12.186 0.148	<b>147.2</b>
27	12 Luís NÚÑEZ	SPA	Cuna de Campeones Moto5	MOTO5	<b>2'04.356</b>	10 12	12.874 0.688	<b>148.7</b>
28	58 Adrián RODRÍGUEZ	SPA	Cuna de Campeones Moto5	MOTO5	<b>2'04.526</b>	6 11	13.044 0.170	<b>144.4</b>
29	31 Abraham MONTERO	SPA	Cuna de Campeones Moto5	MOTO5	<b>2'04.830</b>	7 11	13.348 0.304	<b>143.8</b>
30	41 David GARCIA	SPA	Cuna de Campeones Moto5	MOTO5	<b>2'05.075</b>	10 12	13.593 0.245	<b>140.4</b>
31	55 Unai CALATAYUD	SPA	Cuna de Campeones Moto5	MOTO5	<b>2'05.673</b>	11 11	14.191 0.598	<b>141.0</b>
32	21 Jesús TORRES	SPA	Cuna de Campeones Moto5	MOTO5	<b>2'05.751</b>	11 12	14.269 0.078	<b>142.3</b>
33	67 Carlos VALLE	SPA	Cuna de Campeones Moto5	MOTO5	<b>2'05.892</b>	7 12	14.410 0.141	<b>141.0</b>
34	19 David IZQUIERDO	SPA	Cuna de Campeones Moto5	MOTO5	<b>2'05.977</b>	6 12	14.495 0.085	<b>140.5</b>
35	44 Miguel HERRERO	SPA	Cuna de Campeones Moto5	MOTO5	<b>2'06.027</b>	5 11	14.545 0.050	<b>143.7</b>
36	6 Dani OCETE	SPA	Cuna de Campeones Moto5	MOTO5	<b>2'06.170</b>	8 12	14.688 0.143	<b>141.7</b>
37	27 Samuel CUENCA	SPA	Cuna de Campeones Moto5	MOTO5	<b>2'06.396</b>	8 12	14.914 0.226	<b>143.0</b>
38	30 Jairo BLANCO	SPA	Cuna de Campeones Moto5	MOTO5	<b>2'06.461</b>	6 11	14.979 0.065	<b>144.4</b>
39	80 Marco GARCIA	SPA	Cuna de Campeones Moto5	MOTO5	<b>2'07.363</b>	3 3	15.881 0.902	<b>143.9</b>
40	22 Luca D AMELIO	SPA	Cuna de Campeones Moto5	MOTO5	<b>2'07.804</b>	12 12	16.322 0.441	<b>142.0</b>
41	81 Oscar MORALES	SPA	Cuna de Campeones Moto5	MOTO5	<b>2'07.836</b>	12 12	16.354 0.032	<b>138.9</b>
42	36 Raul TERNERO	SPA	Cuna de Campeones Moto5	MOTO5	<b>2'09.046</b>	10 11	17.564 1.210	<b>142.7</b>
43	88 Paqui HERRÁEZ	SPA	Cuna de Campeones Moto5	MOTO5	<b>2'10.287</b>	10 11	18.805 1.241	<b>140.5</b>
<b>Not Classified</b>								
	43 Hugo MARÍN	SPA	Cuna de Campeones Moto5	MOTO5				

The results are provisional until the end of the limit for protest and appeals.

Time limit for protest expires 30' after publication of the results - ..... Time: .....

DORNA DATA PROCESSING TIMING SERVICE DORNA DATA PROCESSING TIMING SERVICE DORNA DATA PROCESSING TIMING SERVICE DORNA DATA PROCESSING TIMING SERVICE DORNA DATA PROCESSING TIMING SERVICE DORNA DATA PROCESSING TIMING SERVICE DORNA DATA PROCESSING TIMING SERVICE DORNA DATA PROCCESSS



4005 m.

# GRAN PREMIO MOTUL DE LA COMUNITAT VALENCIANA

## Qualifying Practice Nr. 2

### Classification

*Rider**Nation Team**Motorcycle**Time Lap Total**Gap**Top Speed***Practice condition: Dry**

Air: 20°

Humidity: 29%

Ground: 21°

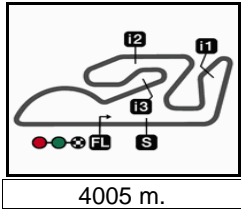
**Fastest Lap:****Circuit Record Lap:****Circuit Best Lap:**

Lap: 8	<b>Fermin ALDEGUER</b>	<b>1'51.482</b>	129.3 Km/h
	<b>New track layout</b>		
2017	<b>Fermin ALDEGUER</b>	<b>1'50.747</b>	130.1 Km/h

The results are provisional until the end of the limit for protest and appeals.

Time limit for protest expires 30' after publication of the results - ..... Time: .....

DORNA DATA PROCESSING TIMING SERVICE DORNA DATA PROCESSING TIMING SERVICE DORNA DATA PROCESSING TIMING SERVICE DORNA DATA PROCESSING TIMING SERVICE DORNA DATA PROCESSING TIMING SERVICE DORNA DATA PROCESSING TIMING SERVICE DORNA DATA PROCESSING TIMING SERVICE DORNA DATA PROCESSING TIMING SERVICE DORNA DATA PROCESSING TIMING SERVICE DORNA DATA PROCESSING TIMING SERVICE DORNA DATA PROCESSING TIMING SERVICE DORNA DATA PROCESSING TIMING SERVICE DORNA DATA PROCCESSS



# GRAN PREMIO MOTUL DE LA COMUNITAT VALENCIANA

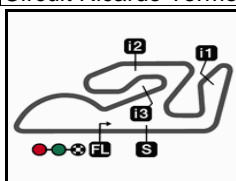
## Qualifying Practice Nr. 2

### Top Speed & Average

# Cuna



Rider	Nation	Motorcycle	Top 5 speeds					Average	Top	
54	Fermín ALDEGUER	SPA	PREMOTO4	172.8	170.9	170.3	169.8	169.8	170.7	172.8
93	Alberto FERRANDEZ	SPA	PREMOTO4	172.0	168.0	167.5	167.1	167.1	168.3	172.0
25	Luis Miguel VERDUGO	SPA	PREMOTO4	169.8	169.3	168.7	168.5	168.1	168.9	169.8
99	Adrián HUERTAS	SPA	PREMOTO4	169.0	168.3	166.3	166.1	164.7	166.9	169.0
8	Carlos GIMENEZ	SPA	PREMOTO4	168.3	167.6	163.7	163.0	161.2	164.8	168.3
5	Diego GODINO	SPA	PREMOTO4	168.1	167.5	165.4			167.0	168.1
48	Juan RODRIGUEZ	SPA	PREMOTO4	168.1	167.7	167.1	167.1	166.9	167.3	168.1
33	Izan GUEVARA	SPA	PREMOTO4	167.9	164.2	163.8	161.3	158.8	163.2	167.9
26	Diego LÓPEZ	SPA	PREMOTO4	167.8	164.7	163.8	163.7	163.3	164.7	167.8
84	Iván MIRALLES	SPA	PREMOTO4	167.8	166.9	166.7	166.3	165.8	166.7	167.8
69	Marcos RUDA	SPA	PREMOTO4	167.5	166.4	164.9	164.8	164.3	165.6	167.5
78	Joel ESTEBAN	SPA	PREMOTO4	167.1	167.1	165.8	165.0	164.7	165.9	167.1
1	Daniel PARIENTE	SPA	PREMOTO4	167.1	165.8	165.5	165.1	164.4	165.6	167.1
23	Alex MILLAN	SPA	PREMOTO4	166.3	163.8	163.3	163.2	163.0	163.9	166.3
15	Julio HERRÁEZ	SPA	PREMOTO4	165.9	163.7	163.5	163.2	163.1	163.9	165.9
72	Yeray RUIZ	SPA	PREMOTO4	165.8	165.2	164.6	163.0	162.3	164.2	165.8
56	Alain GONZALEZ	SPA	PREMOTO4	165.5	163.9	163.2	163.2	161.8	163.5	165.5
95	David POVEDA	SPA	PREMOTO4	163.7	162.8	162.5	162.4	162.0	162.7	163.7
16	Adaël ALARCÓN	SPA	PREMOTO4	162.6	161.0	160.8	160.8	160.6	161.2	162.6
4	Carlos TORRECILLAS	SPA	PREMOTO4	161.4	160.1	159.7	159.6	159.5	160.1	161.4
11	Jose Luis PEREZ	SPA	PREMOTO4	159.1	158.1	157.9	156.5	156.1	157.5	159.1
77	Pablo HERRERO	SPA	PREMOTO4	155.1	153.9	152.5			153.8	155.1
10	Alejandro TAPIA	SPA	MOTO5	152.9	148.5	148.2	147.4	146.5	148.7	152.9
12	Luis NÚÑEZ	SPA	MOTO5	148.7	147.1	145.5	145.4	145.0	146.3	148.7
38	Álvaro CARPE	SPA	MOTO5	147.2	145.9	144.4	143.6	142.7	144.4	147.2
30	Jairo BLANCO	SPA	MOTO5	144.4	143.1	143.0	142.4	140.4	142.3	144.4
58	Adrián RODRÍGUEZ	SPA	MOTO5	144.4	143.4	143.1	142.2	141.2	142.9	144.4
43	Hugo MARÍN	SPA	MOTO5	143.9					143.9	143.9
80	Marco GARCIA	SPA	MOTO5	143.9	139.8				141.9	143.9
31	Abraham MONTERO	SPA	MOTO5	143.8	142.8	141.8	141.6	141.5	142.3	143.8
18	Angel PIQUERAS	SPA	MOTO5	143.7	143.2	142.2	141.4	140.5	142.2	143.7
44	Miguel HERRERO	SPA	MOTO5	143.7	143.6	142.5	142.2	141.8	142.8	143.7
83	Antonio CARPE	SPA	MOTO5	143.3	140.5	140.3	139.9	139.3	140.7	143.3
27	Samuel CUENCA	SPA	MOTO5	143.0	142.8	142.8	141.8	141.3	142.3	143.0
36	Raul TERNERO	SPA	MOTO5	142.7	140.0	136.4	134.6	134.5	137.6	142.7
21	Jesús TORRES	SPA	MOTO5	142.3	139.9	139.3	138.9	138.9	139.9	142.3
22	Luca D AMELIO	SPA	MOTO5	142.0	141.9	141.7	141.1	140.3	141.4	142.0
6	Dani OCETE	SPA	MOTO5	141.7	140.3	140.2	139.5	138.8	140.1	141.7
55	Unai CALATAYUD	SPA	MOTO5	141.0	141.0	139.2	137.7	137.3	139.2	141.0
67	Carlos VALLE	SPA	MOTO5	141.0	140.2	138.8	138.8	138.6	139.3	141.0
19	David IZQUIERDO	SPA	MOTO5	140.5	137.2	137.1	136.5	136.3	137.5	140.5
88	Paqui HERRÁEZ	SPA	MOTO5	140.5	137.2	136.9	136.2	135.2	137.2	140.5
41	David GARCIA	SPA	MOTO5	140.4	139.9	139.8	139.5	138.9	139.7	140.4
81	Oscar MORALES	SPA	MOTO5	138.9	138.1	137.0	135.7	134.8	136.9	138.9



4005 m.

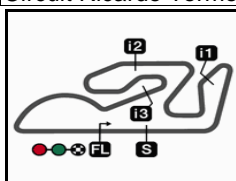
# GRAN PREMIO MOTUL DE LA COMUNITAT VALENCIANA

## Qualifying Practice Nr. 2

### Best Partial Times

*IT* Ideal Lap Time, sum of the best partial times*BT* Best Lap Time

<i>T1</i>		<i>T2</i>		<i>T3</i>		<i>T4</i>				<i>IT</i>	<i>BT</i>	
<i>Pos</i>	<i>Rider</i>	<i>Time</i>	<i>Rider</i>	<i>Time</i>	<i>Rider</i>	<i>Time</i>	<i>Rider</i>	<i>Time</i>	<i>Pos</i>	<i>Rider</i>		
1	F.ALDEGUER	26.120	A.FERRANDEZ	28.703	A.HUERTAS	25.306	A.HUERTAS	30.719	1	F.ALDEGUER	1'51.258	1'51.482 (1)
2	A.HUERTAS	26.315	Y.RUIZ	28.786	F.ALDEGUER	25.314	A.FERRANDEZ	30.971	2	A.HUERTAS	1'51.266	1'51.652 (2)
3	Y.RUIZ	26.477	F.ALDEGUER	28.825	J.RODRIGUEZ	25.354	F.ALDEGUER	30.999	3	A.FERRANDEZ	1'51.604	1'52.071 (3)
4	L.VERDUGO	26.523	A.HUERTAS	28.926	A.FERRANDEZ	25.402	L.VERDUGO	31.166	4	Y.RUIZ	1'51.958	1'52.340 (4)
5	A.FERRANDEZ	26.528	A.MILLAN	28.928	L.VERDUGO	25.414	Y.RUIZ	31.204	5	L.VERDUGO	1'52.062	1'52.350 (5)
6	J.RODRIGUEZ	26.605	L.VERDUGO	28.959	A.MILLAN	25.453	J.RODRIGUEZ	31.216	6	J.RODRIGUEZ	1'52.152	1'52.661 (6)
7	M.RUDA	26.617	J.RODRIGUEZ	28.977	Y.RUIZ	25.491	A.MILLAN	31.413	7	A.MILLAN	1'52.568	1'52.728 (7)
8	A.MILLAN	26.774	M.RUDA	29.156	M.RUDA	25.603	M.RUDA	31.583	8	M.RUDA	1'52.959	1'53.693 (8)
9	I.MIRALLES	26.796	C.GIMENEZ	29.206	I.MIRALLES	25.902	D.LÓPEZ	31.857	9	D.LÓPEZ	1'54.294	1'54.912 (12)
10	J.HERRÁEZ	27.117	D.LÓPEZ	29.238	D.LÓPEZ	25.926	C.GIMENEZ	31.892	10	I.MIRALLES	1'54.320	1'54.463 (9)
11	D.LÓPEZ	27.273	J.HERRÁEZ	29.372	C.GIMENEZ	25.959	I.MIRALLES	31.946	11	C.GIMENEZ	1'54.339	1'54.754 (10)
12	C.GIMENEZ	27.282	C.TORRECILLAS	29.555	J.HERRÁEZ	26.000	A.GONZALEZ	31.968	12	J.HERRÁEZ	1'54.496	1'54.810 (11)
13	C.TORRECILLAS	27.317	A.GONZALEZ	29.672	A.GONZALEZ	26.117	J.HERRÁEZ	32.007	13	A.GONZALEZ	1'55.096	1'55.417 (13)
14	A.GONZALEZ	27.339	I.MIRALLES	29.676	J.ESTEBAN	26.122	D.PARIENTE	32.021	14	C.TORRECILLAS	1'55.360	1'55.793 (15)
15	J.ESTEBAN	27.349	I.GUEVARA	29.709	J.PEREZ	26.155	C.TORRECILLAS	32.207	15	J.ESTEBAN	1'55.473	1'55.624 (14)
16	I.GUEVARA	27.393	J.ESTEBAN	29.756	C.TORRECILLAS	26.281	I.GUEVARA	32.237	16	I.GUEVARA	1'55.622	1'56.459 (16)
17	D.GODINO	27.442	J.PEREZ	29.892	I.GUEVARA	26.283	J.ESTEBAN	32.246	17	D.PARIENTE	1'55.820	1'56.722 (18)
18	J.PEREZ	27.475	D.PARIENTE	29.988	D.PARIENTE	26.295	A.ALARCÓN	32.298	18	J.PEREZ	1'55.973	1'56.529 (17)
19	A.ALARCÓN	27.504	A.ALARCÓN	30.093	A.ALARCÓN	26.356	J.PEREZ	32.451	19	A.ALARCÓN	1'56.251	1'56.803 (19)
20	D.PARIENTE	27.516	D.POVEDA	30.342	D.POVEDA	26.553	D.POVEDA	32.619	20	D.POVEDA	1'57.369	1'57.850 (21)
21	D.POVEDA	27.855	D.GODINO	30.656	D.GODINO	26.621	D.GODINO	32.820	21	D.GODINO	1'57.539	1'57.762 (20)
22	P.HERRERO	28.948	P.HERRERO	30.715	A.PIQUERAS	27.142	P.HERRERO	34.017	22	P.HERRERO	2'01.090	2'02.772 (23)
23	A.TAPIA	29.053	A.CARPE	31.000	P.HERRERO	27.410	A.TAPIA	34.447	23	A.PIQUERAS	2'02.235	2'02.321 (22)
24	Á.CARPE	29.356	A.PIQUERAS	31.046	A.TAPIA	27.610	A.PIQUERAS	34.578	24	A.TAPIA	2'02.336	2'02.906 (24)



4005 m.

## GRAN PREMIO MOTUL DE LA COMUNITAT VALENCIANA

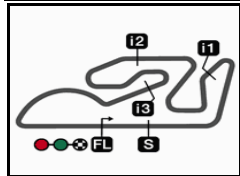
## Qualifying Practice Nr. 2

## Best Partial Times

IT Ideal Lap Time, sum of the best partial times


BT Best Lap Time

T1		T2		T3		T4				IT	BT	
Pos	Rider	Time	Rider	Time	Rider	Time	Rider	Time	Pos	Rider	IT	BT
25	L.NÚÑEZ	29.358	A.TAPIA	31.226	A.CARPE	27.679	Á.CARPE	34.864	25	A.CARPE	2'03.099	2'03.520 (25)
26	A.PIQUERAS	29.469	A.MONTERO	31.256	D.GARCIA	27.735	A.CARPE	34.901	26	Á.CARPE	2'03.480	2'03.668 (26)
27	A.CARPE	29.519	Á.CARPE	31.496	Á.CARPE	27.764	A.RODRÍGUEZ	35.010	27	L.NÚÑEZ	2'03.899	2'04.356 (27)
28	A.MONTERO	29.918	L.NÚÑEZ	31.551	A.RODRÍGUEZ	27.817	L.NÚÑEZ	35.037	28	A.MONTERO	2'04.104	2'04.830 (29)
29	A.RODRÍGUEZ	29.941	J.TORRES	31.620	A.MONTERO	27.833	A.MONTERO	35.097	29	A.RODRÍGUEZ	2'04.526	2'04.526 (28)
30	D.IZQUIERDO	30.094	D.GARCIA	31.643	D.IZQUIERDO	27.875	D.GARCIA	35.148	30	D.GARCIA	2'04.825	2'05.075 (30)
31	C.VALLE	30.121	C.VALLE	31.691	L.NÚÑEZ	27.953	D.OCETE	35.209	31	C.VALLE	2'05.058	2'05.892 (33)
32	S.CUENCA	30.171	A.RODRÍGUEZ	31.758	U.CALATAYUD	27.995	C.VALLE	35.251	32	J.TORRES	2'05.457	2'05.751 (32)
33	J.TORRES	30.243	U.CALATAYUD	31.845	C.VALLE	27.995	U.CALATAYUD	35.368	33	U.CALATAYUD	2'05.511	2'05.673 (31)
34	L.D AMELIO	30.250	D.OCETE	31.946	J.BLANCO	28.102	J.BLANCO	35.381	34	D.OCETE	2'05.655	2'06.170 (36)
35	J.BLANCO	30.295	M.HERRERO	32.034	S.CUENCA	28.119	M.HERRERO	35.435	35	D.IZQUIERDO	2'05.682	2'05.977 (34)
36	D.GARCIA	30.299	D.IZQUIERDO	32.097	J.TORRES	28.139	J.TORRES	35.455	36	S.CUENCA	2'05.908	2'06.396 (37)
37	U.CALATAYUD	30.303	S.CUENCA	32.120	D.OCETE	28.153	S.CUENCA	35.498	37	M.HERRERO	2'06.027	2'06.027 (35)
38	D.OCETE	30.347	L.D AMELIO	32.140	M.HERRERO	28.209	D.IZQUIERDO	35.616	38	J.BLANCO	2'06.096	2'06.461 (38)
39	M.HERRERO	30.349	J.BLANCO	32.318	M.GARCIA	28.352	M.GARCIA	35.731	39	L.D AMELIO	2'06.513	2'07.804 (40)
40	O.MORALES	30.386	M.GARCIA	32.373	L.D AMELIO	28.387	L.D AMELIO	35.736	40	O.MORALES	2'07.055	2'07.836 (41)
41	H.MARÍN	30.820	O.MORALES	32.389	O.MORALES	28.519	O.MORALES	35.761	41	M.GARCIA	2'07.282	2'07.363 (39)
42	M.GARCIA	30.826	R.TERNERO	32.693	R.TERNERO	28.726	R.TERNERO	36.256	42	R.TERNERO	2'08.842	2'09.046 (42)
43	P.HERRÁEZ	31.124	P.HERRÁEZ	32.747	P.HERRÁEZ	29.028	P.HERRÁEZ	36.653	43	P.HERRÁEZ	2'09.552	2'10.287 (43)
44	R.TERNERO	31.167	H.MARÍN	46.101	H.MARÍN	35.840	H.MARÍN	37.456	-1	H.MARÍN		(-1)

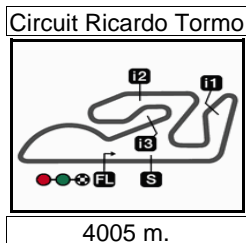


4005 m.

**Cuna****GRAN PREMIO MOTUL DE LA COMUNITAT VALENCIANA****Qualifying Practice Nr. 2****Fastest Laps Sequence**

<i>Practice Time</i>	 <i>Rider</i>	<i>Nation</i>	<i>Motorcycle</i>	<i>Time</i>	<i>Km/h</i>	<i>Rider's Lap</i>
<b>3'56.281</b>	23 <b>Alex MILLAN</b>	SPA	PREMOTO4	<b>1'54.986</b>	125.3	2
<b>3'58.136</b>	72 <b>Yeray RUIZ</b>	SPA	PREMOTO4	<b>1'54.734</b>	125.6	2
<b>3'59.146</b>	54 <b>Fermín ALDEGUER</b>	SPA	PREMOTO4	<b>1'53.495</b>	127.0	2
<b>3'59.206</b>	99 <b>Adrián HUERTAS</b>	SPA	PREMOTO4	<b>1'51.652</b>	129.1	2
<b>16'32.448</b>	54 <b>Fermín ALDEGUER</b>	SPA	PREMOTO4	<b>1'51.482</b>	129.3	8





Results and timing service provided by **TISSOT**

**Cuna**

**GRAN PREMIO MOTUL DE LA COMUNITAT VALENCIANA**

**Qualifying Practice Nr. 2**

**Chronological Analysis of Performances**

\* Lap / Sector time cancelled      *T1* Time from finish line to 1st intermed.      *T3* Time from 2nd intermed. to 3rd intermed.  
*P* Crossing the finish line in pit lane      *T2* Time from 1st intermed. to 2nd intermed.      *T4* Time from 3rd intermediate to finish line

Lap	Lap Time	T1	T2	T3	T4	Speed	Lap	Lap Time	T1	T2	T3	T4	Speed
<b>1st 54 Fermín ALDEGUER</b> Cuna de Campeones SPA													
Runs=3 Total laps=13 Full laps=8													
1	2'05.651	33.582	30.677	26.840	34.552		1	2'03.402	33.032	30.920	26.825	32.625	
2	<b>1'53.495</b>	26.718	29.604	25.828	31.345	168.4	2	<b>1'54.734</b>	27.122	29.950	26.020	31.642	160.9
3	2'00.802 P	27.346	29.301	26.592	37.563	168.1	3	<b>1'54.081</b>	27.056	29.250	25.654	32.121	165.2
4	2'18.327	24.288	31.029	25.947	31.656		4	<b>1'55.715</b>	28.855	29.085	25.739	32.036	156.7
5	<b>1'54.122</b>	26.935	30.532	25.620	31.035	172.8	5	<b>1'54.264</b>	26.713	29.350	26.615	31.586	160.5
6	1'56.249 P	26.885	29.645	26.559	33.160	166.9	6	<b>1'54.477</b>	27.197	29.431	25.991	31.858	160.4
7	2'32.320	23.567	29.150	25.314	31.089		7	<b>1'53.052</b>	26.793	28.973	25.491	31.795	164.6
8	1'51.482	26.259	28.825	25.369	31.029	169.0	8	<b>1'55.772</b>	26.882	31.440	25.706	31.744	163.0
9	<b>1'52.219</b>	26.293	29.096	25.357	31.473	170.9	9	<b>1'53.347</b>	26.477	28.786	25.669	32.415	162.3
10	<b>1'52.014</b>	26.120	28.890	26.005	30.999	169.8	10	<b>1'52.877</b>	26.770	29.014	25.562	31.531	159.2
11	<b>1'52.392</b>	26.288	29.295	25.324	31.485	170.3	11	<b>1'53.814</b>	26.898	29.326	25.932	31.658	161.6
12	<b>1'52.251</b>	26.370	29.250	25.352	31.279	168.8	12	<b>1'56.207</b>	26.879	29.262	27.074	32.992	160.8
13	<b>1'53.438</b>	26.773	29.178	25.562	31.925	169.8	13	1'52.340	26.619	28.975	25.542	31.204	160.4
14							14	<b>1'52.749</b>	26.779	29.032	25.499	31.439	165.8
<b>2nd 99 Adrián HUERTAS</b> Cuna de Campeones SPA													
Runs=4 Total laps=10 Full laps=11													
1	2'07.554	34.494	31.423	26.273	35.364		1	2'00.801	30.745	31.157	26.721	32.178	
2	1'51.652	26.598	28.926	25.409	30.719	166.1	2	<b>1'55.639</b>	27.350	29.805	26.975	31.509	161.3
3	2'01.178 P	27.086	29.174	26.687	38.231	169.0	3	<b>1'53.337</b>	26.940	29.192	25.679	31.526	168.7
4	2'19.948	23.421	30.279	27.019	33.189		4	<b>1'54.184</b>	27.037	29.531	25.907	31.709	163.3
5	<b>1'51.798</b>	26.315	29.003	25.383	31.097	168.3	5	1'57.373 P	26.981	30.318	25.915	34.159	164.7
6	1'56.849 P	27.345	29.373	26.428	33.703	164.7	6	3'09.774	26.367	29.538	25.794	32.670	
7	2'46.353	24.713	29.158	25.385	31.277		7	<b>1'53.195</b>	27.069	29.336	25.446	31.344	164.7
8	2'00.451 P	27.008	29.413	25.720	38.310	164.6	8	<b>1'52.888</b>	26.720	29.076	25.655	31.437	168.1
9	6'15.698	4'48.624	30.143	25.743	31.188		9	<b>1'52.539</b>	26.766	29.115	25.492	31.166	167.9
10	<b>1'52.280</b>	26.823	28.935	25.306	31.216	166.3	10	<b>1'52.622</b>	26.523	29.107	25.503	31.489	168.5
11							11	<b>1'53.392</b>	27.004	29.216	25.561	31.611	165.8
12							12	<b>1'53.541</b>	26.887	29.068	26.204	31.382	169.8
13							13	<b>1'52.350</b>	26.726	28.959	25.414	31.251	169.3
<b>3rd 93 Alberto FERRANDE</b> Cuna de Campeones SPA													
Runs=3 Total laps=12 Full laps=8													
1	2'06.578	36.131	31.127	26.639	32.681		1	2'08.522	38.857	31.344	26.361	31.960	
2	<b>1'53.079</b>	27.193	29.169	25.746	30.971	165.7	2	<b>1'54.109</b>	26.734	30.084	25.714	31.577	168.1
3	<b>1'57.200</b>	26.916	29.396	26.595	34.293	172.0	3	<b>1'53.230</b>	26.982	29.270	25.646	31.332	167.1
4	1'58.273 P	27.130	28.940	26.176	36.027	163.4	4	<b>1'53.382</b>	26.759	29.112	25.799	31.712	167.7
5	4'15.285 P	25.384	34.802	27.638	34.959		5	<b>1'53.071</b>	26.605	29.140	26.110	31.216	166.9
6	2'33.447	23.352	29.226	25.626	31.307		6	<b>1'54.047</b>	26.828	29.465	25.953	31.801	164.8
7	<b>1'52.919</b>	26.896	29.039	25.707	31.277	167.1	7	<b>1'53.293</b>	27.347	29.291	25.359	31.296	166.1
8	1'52.071	26.792	28.823	25.402	31.054	167.1	8	<b>1'54.788</b>	27.651	29.898	25.659	31.580	167.1
9	<b>1'53.555</b>	26.528	28.703	26.993	31.331	167.5	9	1'55.860 P	26.705	29.102	26.024	34.029	164.7
10	<b>1'53.071</b>	26.672	29.148	25.438	31.813	168.0	10	2'18.410	25.417	29.249	25.742	31.593	
11	<b>1'53.487</b>	26.880	29.029	26.199	31.379	164.9	11	<b>1'53.145</b>	26.900	29.090	25.508	31.647	164.7
12	<b>1'52.993</b>	27.531	28.722	25.440	31.300	166.2	12	1'52.661	26.615	29.166	25.487	31.393	166.2
13							13	<b>1'52.742</b>	26.691	28.977	25.354	31.720	166.9
<b>4th 72 Yeray RUIZ</b> Cuna de Campeones SPA													
Runs=1 Total laps=14 Full laps=13													
1	2'06.578	36.131	31.127	26.639	32.681		1	2'08.522	38.857	31.344	26.361	31.960	
2	<b>1'53.079</b>	27.193	29.169	25.746	30.971	165.7	2	<b>1'54.109</b>	26.734	30.084	25.714	31.577	168.1
3	<b>1'57.200</b>	26.916	29.396	26.595	34.293	172.0	3	<b>1'53.230</b>	26.982	29.270	25.646	31.332	167.1
4	1'58.273 P	27.130	28.940	26.176	36.027	163.4	4	<b>1'53.382</b>	26.759	29.112	25.799	31.712	167.7
5	4'15.285 P	25.384	34.802	27.638	34.959		5	<b>1'53.071</b>	26.605	29.140	26.110	31.216	166.9
6	2'33.447	23.352	29.226	25.626	31.307		6	<b>1'54.047</b>	26.828	29.465	25.953	31.801	164.8
7	<b>1'52.919</b>	26.896	29.039	25.707	31.277	167.1	7	<b>1'53.293</b>	27.347	29.291	25.359	31.296	166.1
8	1'52.071	26.792	28.823	25.402	31.054	167.1	8	<b>1'54.788</b>	27.651	29.898	25.659	31.580	167.1
9	<b>1'53.555</b>	26.528	28.703	26.993	31.331	167.5	9	1'55.860 P	26.705	29.102	26.024	34.029	164.7
10	<b>1'53.071</b>	26.672	29.148	25.438	31.813	168.0	10	2'18.410	25.417	29.249	25.742	31.593	
11	<b>1'53.487</b>	26.880	29.029	26.199	31.379	164.9	11	<b>1'53.145</b>	26.900	29.090	25.508	31.647	164.7
12	<b>1'52.993</b>	27.531	28.722	25.440	31.300	166.2	12	1'52.661	26.615	29.166	25.487	31.393	166.2
13							13	<b>1'52.742</b>	26.691	28.977	25.354	31.720	166.9

**Fastest Lap:** Fermín ALDEGUER Cuna de Campeones SPA **1'51.482** 26.259 28.825 25.369 31.029

DORNA DATA PROCESSING TIMING SERVICE DORNA DATA PROCESSING TIMING SERVICE DORNA DATA PROCESSING TIMING SERVICE DORNA DATA PROCESSING TIMING SERVICE DORNA DATA PROCESSING TIMING SERVICE DORNA DATA PROCESSING TIMING SERVICE DORNA DATA PROCESSING TIMING SERVICE DORNA DATA PROCESSING TIMING SERVICE DORNA DATA PROCESSING TIMING SERVICE DORNA DATA PROCCESSS

# Qualifying Practice Nr. 2

Cuna

Lap	Lap Time	T1	T2	T3	T4	Speed	Lap	Lap Time	T1	T2	T3	T4	Speed	
<b>7th</b>	<b>23</b>	<b>Alex MILLAN</b> Cuna de Campeones SPA						10	<b>1'56.016</b>	27.494	29.695	26.431	32.396	160.6
		Runs=2 Total laps=13 Full laps=10						11	<b>1'55.417</b>	27.467	29.490	26.143	32.317	159.3
1	2'01.295	30.464	31.353	27.164	32.314		12	<b>1'55.902</b>	27.645	29.463	26.248	32.546	158.6	
2	<b>1'54.986</b>	27.220	29.832	26.149	31.785	163.8	13	<b>1'54.754</b>	27.501	<b>29.206</b>	26.155	<b>31.892</b>	157.8	
3	<b>1'56.466</b>	29.517	29.580	25.828	31.541	<b>166.3</b>	<b>11th 15 Julio HERRÁEZ</b> Cuna de Campeones SPA							
4	<b>1'54.468</b>	27.249	29.334	25.707	32.178	163.2		Runs=2 Total laps=13 Full laps=10						
5	<b>1'54.443</b>	27.065	29.534	26.151	31.693	160.7	1	2'23.245	46.082	33.663	29.541	33.959		
6	<b>1'54.765</b>	27.252	29.547	25.921	32.045	159.4	2	<b>1'59.298</b>	28.644	30.870	27.101	32.683	163.0	
7	1'56.377 P	27.486	29.630	25.509	33.752	162.9	3	<b>1'57.684</b>	27.920	30.161	27.072	32.531	162.0	
8	3'48.561	24.058	29.497	25.665	31.827		4	<b>1'57.221</b>	27.886	30.109	26.551	32.675	160.4	
9	<b>1'53.034</b>	26.932	29.232	25.457	<b>31.413</b>	163.0	5	<b>1'57.484</b>	28.581	30.218	26.487	32.198	163.1	
10	<b>1'53.165</b>	<b>26.774</b>	29.357	25.524	31.510	163.3	6	<b>1'57.082</b>	27.852	30.200	26.367	32.663	<b>165.9</b>	
11	<b>1'53.064</b>	26.977	29.004	25.528	31.555	161.5	7	1'59.197 P	27.565	30.271	26.180	35.181	161.6	
12	<b>1'53.227</b>	26.913	29.063	25.601	31.650	159.7	8	2'21.198	27.100	30.127	26.339	32.223		
13	<b>1'52.728</b>	26.850	<b>28.928</b>	<b>25.453</b>	31.497	162.3	9	<b>1'54.948</b>	27.322	29.553	<b>26.000</b>	32.073	163.7	
<b>8th 69 Marcos RUDA</b> Cuna de Campeones SPA							10	<b>1'54.977</b>	27.364	29.490	26.062	32.061	162.4	
		Runs=2 Total laps=10 Full laps=14						11	<b>1'55.127</b>	27.356	<b>29.372</b>	26.310	32.089	162.3
1	2'07.510	35.743	31.380	26.744	33.643		12	<b>1'54.893</b>	27.237	29.372	26.277	<b>32.007</b>	163.2	
2	<b>1'55.217</b>	27.147	29.595	26.385	32.090	163.1	13	<b>1'54.810</b>	<b>27.117</b>	29.612	26.035	32.046	163.5	
3	<b>1'54.165</b>	27.277	29.258	25.836	31.794	164.9	<b>12th 26 Diego LÓPEZ</b> Cuna de Campeones SPA							
4	<b>1'53.844</b>	26.663	29.263	26.178	31.740	164.0		Runs=3 Total laps=12 Full laps=7						
5	<b>1'53.693</b>	<b>26.617</b>	29.184	26.305	31.587	<b>167.5</b>	1	2'07.691	36.043	31.602	26.971	33.075		
6	<b>1'54.207</b>	26.745	<b>29.156</b>	26.375	31.931	164.3	2	<b>1'56.094</b>	27.445	30.527	26.265	<b>31.857</b>	<b>167.8</b>	
7	2'20.396 P	26.679	29.181	<b>25.603</b>	58.933	164.8	3	<b>1'55.855</b>	27.563	29.749	26.244	32.299	164.7	
8	8'44.854	7'14.594	31.499	26.684	32.077		4	<b>1'56.001</b>	27.822	29.412	26.500	32.267	161.8	
9	<b>1'54.203</b>	27.056	29.464	26.100	<b>31.583</b>	163.1	5	<b>1'54.912</b>	27.405	29.295	26.135	32.077	162.6	
10	<b>1'53.913</b>	26.857	29.198	26.006	31.852	166.4	6	2'00.416 P	<b>27.273</b>	29.656	26.089	37.398	163.3	
<b>9th 84 Iván MIRALLES</b> Cuna de Campeones SPA							7	2'38.657	37.523	34.220	27.506	32.271		
		Runs=1 Total laps=13 Full laps=12						8	2'01.650 P	27.646	29.675	27.781	36.548	161.7
1	2'23.939	47.888	34.152	28.271	33.628		9	3'00.857	32.083	30.325	26.554	33.426		
2	<b>1'57.191</b>	27.358	30.787	26.657	32.389	166.9	10	<b>1'55.645</b>	27.623	29.664	26.138	32.220	161.1	
3	<b>1'56.224</b>	27.286	30.149	26.399	32.390	164.5	11	<b>1'55.097</b>	27.373	29.555	26.122	32.047	163.7	
4	<b>1'55.730</b>	27.211	29.976	26.400	32.143	162.3	12	<b>1'54.988</b>	27.290	<b>29.238</b>	<b>25.926</b>	32.534	163.8	
5	<b>1'55.221</b>	27.168	29.825	26.107	32.121	163.8	<b>13th 56 Alain GONZALEZ</b> Cuna de Campeones SPA							
6	<b>1'58.856</b>	26.957	30.369	28.074	33.456	165.3		Runs=1 Total laps=13 Full laps=12						
7	<b>1'55.101</b>	27.051	29.879	26.093	32.078	164.1	1	2'01.885	31.557	30.811	26.847	32.670		
8	<b>1'59.893</b>	27.559	31.485	28.213	32.636	165.8	2	<b>1'55.948</b>	27.489	29.877	26.281	32.301	163.9	
9	<b>1'57.160</b>	27.336	29.822	26.028	33.974	<b>167.8</b>	3	<b>1'57.447</b>	27.467	30.008	27.425	32.547	163.2	
10	<b>1'55.619</b>	27.070	29.779	25.980	32.790	165.4	4	<b>1'55.417</b>	27.585	29.747	<b>26.117</b>	<b>31.968</b>	161.7	
11	<b>1'54.465</b>	26.878	29.739	<b>25.902</b>	<b>31.946</b>	165.6	5	<b>1'55.861</b>	27.359	29.716	26.267	32.519	163.2	
12	<b>1'55.162</b>	26.915	29.911	25.940	32.396	166.3	6	<b>1'56.495</b>	<b>27.339</b>	30.082	26.579	32.495	161.5	
13	<b>1'54.463</b>	<b>26.796</b>	<b>29.676</b>	25.927	32.064	166.7	7	<b>1'56.125</b>	27.375	29.712	26.381	32.657	161.0	
<b>10th 8 Carlos GIMENEZ</b> Cuna de Campeones SPA							8	<b>1'56.526</b>	27.484	30.009	26.483	32.550	159.5	
		Runs=1 Total laps=13 Full laps=12						9	<b>1'56.095</b>	27.462	29.816	26.521	32.296	160.8
1	2'26.298	47.085	35.755	29.413	34.045		10	<b>1'55.994</b>	27.580	29.857	26.329	32.228	160.7	
2	<b>1'59.432</b>	28.279	31.108	27.367	32.678	161.0	11	<b>1'56.747</b>	27.783	<b>29.672</b>	26.293	32.999	161.7	
3	<b>1'56.659</b>	27.893	30.021	26.469	32.276	160.3	12	<b>1'56.137</b>	27.342	29.914	26.386	32.495	161.8	
4	<b>1'57.184</b>	27.734	31.121	26.208	32.121	161.2	13	<b>1'57.130</b>	27.933	29.981	26.406	32.810	<b>165.5</b>	
5	<b>1'55.280</b>	27.334	29.398	26.211	32.337	<b>168.3</b>	<b>14th 78 Joel ESTEBAN</b> Cuna de Campeones SPA							
6	<b>1'55.907</b>	27.356	29.733	26.008	32.810	167.6		Runs=1 Total laps=13 Full laps=12						
7	<b>1'55.320</b>	27.556	29.634	<b>25.959</b>	32.171	160.4	1	2'22.699	46.236	33.678	28.812	33.973		
8	<b>1'55.525</b>	27.328	29.862	26.333	32.002	163.0	2	<b>1'59.233</b>	28.583	31.294	26.802	32.554	162.2	
9	<b>1'55.461</b>	<b>27.282</b>	29.759	26.227	32.193	163.7	<b>Fastest Lap:</b> Fermín ALDEGUER Cuna de Campeones SPA <b>1'51.482</b> 26.259 28.825 25.369 31.029							

DORNA DATA PROCESSING TIMING SERVICE DORNA DATA PROCESSING TIMING SERVICE DORNA DATA PROCESSING TIMING SERVICE DORNA DATA PROCESSING TIMING SERVICE DORNA DATA PROCESSING TIMING SERVICE DORNA DATA PROCESSING TIMING SERVICE DORNA DATA PROCESSING TIMING SERVICE DORNA DATA PROCESSING TIMING SERVICE DORNA DATA PROCESSING TIMING SERVICE DORNA DATA PROCCESSSS



# Qualifying Practice Nr. 2

Cuna

Lap	Lap Time	T1	T2	T3	T4	Speed	Lap	Lap Time	T1	T2	T3	T4	Speed
3	1'57.432	27.667	30.369	26.651	32.745	165.8	2	2'01.670	29.061	32.700	27.004	32.905	161.2
4	1'58.014	27.838	30.406	27.042	32.728	162.7	3	1'57.382	28.083	30.118	26.674	32.507	163.5
5	1'57.391	27.965	30.389	26.666	32.371	165.0	4	1'57.700	28.255	30.200	26.546	32.699	163.4
6	1'57.381	27.842	30.160	26.406	32.973	164.5	5	1'56.819	27.907	30.056	26.432	32.424	164.0
7	1'56.246	27.349	30.084	26.318	32.495	167.1	6	1'56.835	27.829	29.988	26.611	32.407	163.3
8	1'56.611	27.593	29.873	26.805	32.340	163.2	7	1'56.866	28.181	30.369	26.295	32.021	165.1
9	1'57.836	27.367	30.559	26.386	33.524	167.1	8	2'04.708 P	27.516	30.100	26.675	40.417	167.1
10	1'56.344	27.709	29.947	26.122	32.566	163.2	9	2'35.569	32.269	31.660	26.655	32.329	
11	1'56.392	27.752	29.843	26.267	32.530	163.8	10	1'56.722	27.760	30.132	26.419	32.411	165.8
12	1'55.624	27.368	29.798	26.212	32.246	164.7	11	1'56.876	27.618	30.183	26.499	32.576	165.5
13	1'55.919	27.460	29.756	26.237	32.466	164.4	12	2'15.039	27.910	44.498	29.459	33.172	164.4

**15th 4 Carlos TORRECILL** Cuna de Campeones SPA  
Runs=1 Total laps=10 Full laps=8

1	2'11.351	39.132	31.629	27.605	32.985	
2	1'57.370	27.757	30.064	26.960	32.589	161.4
3	1'56.705	27.617	30.017	26.503	32.568	159.5
4	1'56.641	27.444	29.777	26.652	32.768	158.1
5	1'57.098	27.708	29.832	26.412	33.146	158.8
6	1'56.727	27.782	29.811	26.281	32.853	160.1
7	1'55.793	27.317	29.555	26.714	32.207	159.7
8	1'55.893	27.383	29.758	26.367	32.385	159.6
9	1'57.952	27.426	30.008	27.003	33.515	158.4
10	2'12.101 P	28.200	30.919	31.933	41.049	151.8

**19th 16 Arael ALARCÓN** Cuna de Campeones SPA  
Runs=1 Total laps=9 Full laps=7

1	2'11.387	38.540	32.066	27.346	33.435	
2	1'58.703	28.430	30.240	26.701	33.332	162.6
3	1'56.843	27.585	30.339	26.621	32.298	160.6
4	1'56.887	27.504	30.437	26.371	32.575	160.8
5	1'57.149	27.507	30.198	26.833	32.611	160.5
6	1'56.803	27.532	30.093	26.487	32.691	159.8
7	1'58.240	27.694	30.397	26.711	33.438	160.8
8	1'57.831	28.056	30.436	26.356	32.983	155.7
	unfinished	27.760	30.487			161.0

**16th 33 Izan GUEVARA** Cuna de Campeones SPA  
Runs=3 Total laps=11 Full laps=6

1	2'02.208	30.083	31.888	27.766	32.471	
2	1'57.065	27.727	30.444	26.657	32.237	167.9
3	1'56.459	27.679	29.709	26.283	32.788	164.2
4	2'00.733 P	27.393	29.723	26.841	36.776	158.8
5	3'56.676	27.239	30.738	26.826	32.919	
6	2'04.126 P	28.865	30.535	28.040	36.686	157.6
7	4'20.225	25.707	30.376	27.088	32.810	
8	1'57.749	27.647	30.856	26.306	32.940	158.0
9	1'57.392	27.507	30.716	26.289	32.880	163.8
10	1'58.368	28.186	30.620	26.960	32.602	156.7
11	1'57.341	27.651	30.472	26.638	32.580	161.3

**20th 5 Diego GODINO** Cuna de Campeones SPA  
Runs=1 Total laps=5 Full laps=4

	unfinished	2'17.519				
1	unfinished		40.314	33.432	34.714	
2	2'01.103	28.687	31.482	27.771	33.163	165.4
3	1'59.196	28.460	30.741	27.175	32.820	167.5
4	1'57.762	27.442	30.656	26.621	33.043	168.1

**17th 11 Jose Luis PEREZ** Cuna de Campeones SPA  
Runs=2 Total laps=11 Full laps=7

1	2'11.350	37.312	33.166	27.081	33.791	
2	1'57.708	28.232	30.002	26.721	32.753	156.0
3	1'56.529	27.717	29.892	26.378	32.542	158.1
4	1'56.531	27.475	29.925	26.522	32.609	156.1
5	1'59.363 P	27.690	30.366	26.217	35.090	156.5
6	2'58.322	25.086	30.534	26.440	33.257	
7	1'57.429	28.272	30.180	26.293	32.684	155.7
8	1'56.767	28.027	30.100	26.155	32.485	155.4
9	1'56.540	27.907	29.935	26.247	32.451	159.1
10	1'57.600	28.465	29.938	26.438	32.759	157.9
11	2'05.255 P	29.059	30.809	27.061	38.326	154.0

**21st 95 David POVEDA** Cuna de Campeones SPA  
Runs=1 Total laps=6 Full laps=4

1	2'23.960	46.997	34.217	28.770	33.976	
2	1'59.083	28.288	31.079	27.097	32.619	162.5
3	1'58.047	27.855	30.428	26.890	32.874	163.7
4	1'58.291	28.173	30.445	26.726	32.947	162.0
5	1'57.850	28.127	30.342	26.694	32.687	162.8
6	2'00.558 P	27.869	30.490	26.553	35.646	162.4

**18th 1 Daniel PARIENTE** Cuna de Campeones SPA  
Runs=2 Total laps=12 Full laps=9

1	2'59.331	1'19.920	37.323	28.392	33.696	
---	----------	----------	--------	--------	--------	--

**22nd 18 Angel PIQUERAS** Cuna de Campeones SPA  
Runs=2 Total laps=11 Full laps=8

1	3'17.948	1'32.311	37.195	31.953	36.489	
2	2'06.331	30.324	32.402	28.158	35.447	140.5
3	2'11.092 P	30.122	31.618	28.048	41.304	139.6
4	4'12.512	1'53.850	33.964	28.142	34.978	
5	2'03.470	29.791	31.168	27.521	34.990	141.4
6	2'03.238	29.477	31.227	27.514	35.020	142.2
7	2'03.303	29.515	31.156	27.534	35.098	143.2
8	2'02.681	29.469	31.051	27.417	34.744	140.3
9	2'04.251	29.587	31.411	28.158	35.095	143.7
10	2'03.798	29.823	31.208	27.652	35.115	138.6
11	2'02.321	29.555	31.046	27.142	34.578	139.7

**Fastest Lap:** Fermín ALDEGUER Cuna de Campeones SPA 1'51.482 26.259 28.825 25.369 31.029

DORNA DATA PROCESSING TIMING SERVICE DORNA DATA PROCESSING TIMING SERVICE DORNA DATA PROCESSING TIMING SERVICE DORNA DATA PROCESSING TIMING SERVICE DORNA DATA PROCESSING TIMING SERVICE DORNA DATA PROCESSING TIMING SERVICE DORNA DATA PROCESSING TIMING SERVICE DORNA DATA PROCCESSS

# Qualifying Practice Nr. 2

Cuna

Lap	Lap Time	T1	T2	T3	T4	Speed
<b>23rd</b>	<b>77</b>	Pablo HERRERO Cuna de Campeones SPA				
		Runs=2	Total laps=5	Full laps=2		
1	12'56.570	37.325	38.558	32.887	39.310	
2	<b>2'04.878</b>	30.748	32.286	27.827	34.017	155.1
3	<b>2'02.772</b>	28.948	30.715	27.410	35.699	153.9
4	5'17.502 P	37.673	3'14.662	36.766	48.401	152.5
5	3'39.358	34.662	36.823	29.258	35.275	

Lap	Lap Time	T1	T2	T3	T4	Speed
<b>24th</b>	<b>10</b>	Alejandro TAPIA Cuna de Campeones SPA				
		Runs=1	Total laps=12	Full laps=11		
1	3'24.581	1'34.184	39.283	32.289	38.825	
2	<b>2'18.115</b>	32.920	36.784	30.009	38.402	145.2
3	<b>2'08.057</b>	31.098	32.679	28.320	35.960	141.5
4	<b>2'04.876</b>	29.811	31.948	27.905	35.212	148.2
5	<b>2'03.836</b>	29.805	31.672	27.628	34.731	144.1
6	<b>2'03.303</b>	29.358	31.505	27.695	34.745	147.4
7	<b>2'04.565</b>	29.381	31.994	28.466	34.724	148.5
8	<b>2'03.448</b>	29.053	31.817	27.817	34.761	152.9
9	<b>2'03.620</b>	29.652	31.490	27.730	34.748	145.0
10	<b>2'03.039</b>	29.551	31.422	27.619	34.447	144.2
11	<b>2'02.906</b>	29.418	31.306	27.610	34.572	146.5
12	<b>2'03.187</b>	29.656	31.226	27.658	34.647	145.3

Lap	Lap Time	T1	T2	T3	T4	Speed
<b>25th</b>	<b>83</b>	Antonio CARPE Cuna de Campeones SPA				
		Runs=1	Total laps=11	Full laps=10		
1	4'15.683	1'54.078	1'15.460	29.777	36.368	
2	<b>2'07.534</b>	30.860	33.053	28.440	35.181	138.4
3	<b>2'05.571</b>	30.369	31.838	28.148	35.216	140.3
4	<b>2'04.516</b>	29.968	31.541	27.838	35.169	138.7
5	<b>2'05.418</b>	30.247	31.522	28.392	35.257	137.8
6	<b>2'04.337</b>	29.876	31.576	27.778	35.107	138.5
7	<b>2'03.578</b>	29.519	31.267	27.881	34.911	139.3
8	<b>2'04.003</b>	29.674	31.562	27.866	34.901	140.5
9	<b>2'03.724</b>	29.520	31.337	27.853	35.014	143.3
10	<b>2'03.979</b>	29.679	31.454	27.828	35.018	139.9
11	<b>2'03.520</b>	29.694	31.000	27.679	35.147	139.0

Lap	Lap Time	T1	T2	T3	T4	Speed
<b>26th</b>	<b>38</b>	Álvaro CARPE Cuna de Campeones SPA				
		Runs=1	Total laps=12	Full laps=11		
1	3'36.136	1'54.937	35.396	29.525	36.278	
2	<b>2'07.018</b>	30.241	32.474	28.593	35.710	139.2
3	<b>2'04.769</b>	29.725	31.652	28.366	35.026	145.9
4	<b>2'04.442</b>	29.505	31.729	28.081	35.127	142.2
5	<b>2'05.768</b>	29.498	31.496	29.337	35.437	142.7
6	<b>2'04.455</b>	29.557	31.742	28.197	34.959	144.4
7	<b>2'03.668</b>	29.432	31.542	27.830	34.864	143.6
8	<b>2'06.521</b>	29.888	33.189	28.021	35.423	142.1
9	<b>2'04.454</b>	29.827	31.758	27.940	34.929	142.7
10	<b>2'04.156</b>	29.356	31.659	27.764	35.377	147.2
11	<b>2'04.672</b>	29.687	31.748	28.013	35.224	142.3
12	<b>2'04.560</b>	29.712	31.676	27.896	35.276	140.3

Lap	Lap Time	T1	T2	T3	T4	Speed
<b>27th</b>	<b>12</b>	Luís NÚÑEZ Cuna de Campeones SPA				
		Runs=1	Total laps=12	Full laps=11		
1	3'22.700	1'15.038	52.110	35.963	39.589	
2	<b>2'10.324</b>	30.342	33.259	30.360	36.363	145.4

Lap	Lap Time	T1	T2	T3	T4	Speed
3	<b>2'06.256</b>	30.104	32.440	28.425	35.287	145.5
4	<b>2'07.408</b>	30.465	32.936	28.920	35.087	145.0
5	<b>2'05.398</b>	29.740	32.178	28.105	35.375	143.5
6	<b>2'05.275</b>	30.203	31.810	28.067	35.195	142.4
7	<b>2'05.030</b>	29.670	31.988	28.265	35.107	144.0
8	<b>2'04.649</b>	29.397	31.744	28.133	35.375	147.1
9	<b>2'10.027</b>	33.191	33.386	27.953	35.497	142.1
10	<b>2'04.356</b>	29.358	31.749	27.980	35.269	148.7
11	<b>2'04.657</b>	29.747	31.745	28.128	35.037	144.7
12	<b>2'04.590</b>	29.915	31.551	27.964	35.160	142.5

Lap	Lap Time	T1	T2	T3	T4	Speed
<b>28th</b>	<b>58</b>	Adrián RODRÍGUEZ Cuna de Campeones SPA				
		Runs=2	Total laps=11	Full laps=7		
1	3'14.746	1'25.168	39.370	32.008	38.200	
2	<b>2'12.427</b>	32.857	34.221	28.895	36.454	138.8
3	<b>2'07.513</b>	30.731	32.485	28.548	35.749	140.2
4	<b>2'07.059</b>	30.623	32.412	28.434	35.590	139.7
5	<b>2'07.366</b>	30.315	32.517	28.619	35.915	142.2
6	<b>2'04.526</b>	29.941	31.758	27.817	35.010	143.4
7	2'07.073 P	30.102	32.027	28.058	36.886	143.1
8	3'06.551	28.511	32.930	28.490	36.379	
9	<b>2'10.972</b>	31.559	34.064	29.155	36.194	139.7
10	<b>2'06.349</b>	30.527	32.495	28.283	35.044	141.2
11	2'22.927 P	30.294	32.400	30.377	49.856	144.4

Lap	Lap Time	T1	T2	T3	T4	Speed
<b>29th</b>	<b>31</b>	Abraham MONTER Cuna de Campeones SPA				
		Runs=1	Total laps=12	Full laps=11		
1	3'11.123	1'22.334	39.104	31.192	38.493	
2	<b>2'10.208</b>	31.499	32.791	28.850	37.068	138.5
3	<b>2'07.993</b>	30.973	32.268	28.512	36.240	139.8
4	<b>2'07.072</b>	30.822	32.002	28.419	35.829	139.0
5	<b>2'06.213</b>	30.684	31.612	28.820	35.097	141.3
6	<b>2'08.060</b>	32.305	31.940	28.095	35.720	141.6
7	<b>2'04.830</b>	30.398	31.256	27.833	35.343	140.1
unfinished	29.918	31.467	27.912		143.8	
8	<b>4'04.641</b>				39.334	
9	<b>2'10.067</b>	32.025	33.022	28.688	36.332	141.5
10	<b>2'07.234</b>	30.300	33.078	28.151	35.705	142.8
11	<b>2'06.247</b>	30.351	31.884	28.174	35.838	141.8

Lap	Lap Time	T1	T2	T3	T4	Speed
<b>30th</b>	<b>41</b>	David GARCIA Cuna de Campeones SPA				
		Runs=1	Total laps=12	Full laps=11		
1	2'33.108	48.561	36.907	30.598	37.042	
2	<b>2'09.682</b>	31.342	32.938	29.222	36.180	139.8
3	<b>2'07.485</b>	30.931	31.929	28.502	36.123	134.7
4	<b>2'06.676</b>	30.777	32.047	28.343	35.509	139.9
5	<b>2'07.103</b>	30.828	32.017	28.357	35.901	136.9
6	<b>2'06.576</b>	30.927	31.941	28.044	35.664	137.1
7	<b>2'06.358</b>	30.823	32.157	27.948	35.430	136.2
8	<b>2'05.234</b>	30.556	31.695	27.835	35.148	137.1
9	<b>2'05.501</b>	30.299	31.783	27.806	35.613	139.5
10	<b>2'05.075</b>	30.320	31.647	27.735	35.373	140.4
11	<b>2'05.396</b>	30.352	31.754	27.808	35.482	138.9
12	<b>2'05.422</b>	30.511	31.643	27.826	35.442	136.7

**Fastest Lap:** Fermín ALDEGUER Cuna de Campeones SPA **1'51.482** 26.259 28.825 25.369 31.029

DORNA DATA PROCESSING TIMING SERVICE DORNA DATA PROCESSING TIMING SERVICE DORNA DATA PROCESSING TIMING SERVICE DORNA DATA PROCESSING TIMING SERVICE DORNA DATA PROCESSING TIMING SERVICE DORNA DATA PROCESSING TIMING SERVICE DORNA DATA PROCCEESSS

# Qualifying Practice Nr. 2

Cuna

Lap	Lap Time	T1	T2	T3	T4	Speed	Lap	Lap Time	T1	T2	T3	T4	Speed	
<b>31st 55 Unai CALATAYUD</b> Cuna de Campeones SPA							11	<b>2'06.918</b>	30.453	32.123	28.217	36.125	135.4	
Runs=3 Total laps=11 Full laps=6							12	<b>2'06.663</b>	30.355	32.097	28.263	35.948	137.1	
1	3'23.441	1'16.897	48.182	36.853	41.509									
2	<b>2'19.421</b>	34.313	36.997	30.276	37.835	135.7								
3	<b>2'08.197</b>	31.094	32.732	28.258	36.113	141.0								
4	<b>2'06.200</b>	30.303	31.933	28.146	35.818	141.0								
5	2'09.057 P	30.954	32.376	28.232	37.495	137.3								
6	3'06.314	34.059	34.505	28.415	36.297									
7	<b>2'07.611</b>	31.052	32.297	28.297	35.965	135.6								
8	<b>2'07.486</b>	30.727	32.421	28.434	35.904	136.7								
9	2'09.104 P	30.914	32.073	28.330	37.787	137.7								
10	3'03.332	30.410	34.498	29.816	36.366									
11	<b>2'05.673</b>	30.465	31.845	27.995	35.368	139.2								
<b>32nd 21 Jesús TORRES</b> Cuna de Campeones SPA							11	<b>3'14.461</b>	30.881	32.692	28.547	1'42.341	139.2	
Runs=1 Total laps=12 Full laps=11														
1	2'43.350	57.808	36.711	30.932	37.899									
2	<b>2'10.209</b>	31.560	33.089	28.909	36.651	135.8								
3	<b>2'08.287</b>	31.257	32.163	28.754	36.113	137.1								
4	<b>2'07.182</b>	30.727	32.033	28.491	35.931	136.0								
5	<b>2'07.062</b>	30.617	31.839	28.408	36.198	136.8								
6	<b>2'06.918</b>	30.719	32.041	28.139	36.019	136.4								
7	<b>2'05.931</b>	30.442	31.775	28.221	35.493	138.7								
8	<b>2'06.130</b>	30.396	31.670	28.428	35.636	138.9								
9	<b>2'06.197</b>	30.260	31.989	28.193	35.755	139.9								
10	<b>2'10.469</b>	30.468	34.559	29.857	35.585	138.9								
11	<b>2'05.751</b>	30.243	31.786	28.267	35.455	139.3								
12	<b>2'05.976</b>	30.364	31.620	28.189	35.803	142.3								
<b>33rd 67 Carlos VALLE</b> Cuna de Campeones SPA							11	<b>2'07.728</b>	30.759	32.067	28.580	36.322	137.3	
Runs=2 Total laps=12 Full laps=9							12	<b>2'08.200</b>	30.591	32.242	28.298	37.069	137.0	
1	2'36.314	51.359	36.448	30.746	37.761									
2	<b>2'11.317</b>	31.621	33.823	28.987	36.886	141.0								
3	<b>2'08.179</b>	30.900	32.509	28.363	36.407	138.6								
4	<b>2'07.980</b>	31.225	32.492	28.334	35.929	135.2								
5	<b>2'12.677</b>	36.379	32.548	28.080	35.670	136.5								
6	<b>2'06.608</b>	30.229	32.124	28.463	35.792	140.2								
7	<b>2'05.892</b>	30.403	32.243	27.995	35.251	137.5								
8	<b>2'05.980</b>	30.521	31.691	28.074	35.694	138.6								
9	<b>2'06.385</b>	30.206	31.903	28.082	36.194	137.7								
10	2'13.559 P	30.320	31.924	28.225	43.090	138.8								
11	2'41.453	30.787	33.155	28.292	36.162									
12	<b>2'05.957</b>	30.121	31.832	28.027	35.977	138.8								
<b>34th 19 David IZQUIERDO</b> Cuna de Campeones SPA							11	<b>2'07.010</b>	30.171	32.330	28.361	36.148	142.8	
Runs=1 Total laps=12 Full laps=11							12	<b>2'06.761</b>	30.819	32.325	28.119	35.498	140.1	
1	3'17.864	1'11.904	52.998	33.600	39.362									
2	<b>2'14.750</b>	32.485	34.748	30.304	37.213	135.2								
3	<b>2'09.524</b>	31.385	32.904	28.988	36.247	133.1								
4	<b>2'08.138</b>	30.870	32.382	28.583	36.303	133.6								
5	<b>2'08.038</b>	30.799	32.612	28.601	36.026	134.5								
6	<b>2'05.977</b>	30.094	32.183	27.875	35.825	140.5								
7	<b>2'06.729</b>	30.340	32.152	28.261	35.976	137.2								
8	<b>2'07.104</b>	30.479	32.258	28.369	35.998	136.3								
9	<b>2'06.474</b>	30.361	32.278	28.219	35.616	136.5								
10	<b>2'07.734</b>	30.555	32.642	28.460	36.077	136.0								
<b>35th 44 Miguel HERRERO</b> Cuna de Campeones SPA							11	<b>2'07.047</b>	30.653	32.769	28.396	51.849	141.8	
Runs=1 Total laps=11 Full laps=10							12	<b>2'07.047</b>	30.363	32.382	28.290	36.012	143.6	
1	3'19.258	1'21.249	44.397	36.148	37.464									
2	<b>2'11.126</b>	31.254	34.594	29.070	36.208	143.7								
3	<b>2'08.452</b>	31.022	32.865	28.533	36.032	138.7								
4	<b>2'07.921</b>	30.808	32.990	28.488	35.635	138.0								
5	<b>2'06.027</b>	30.349	32.034	28.209	35.435	142.5								
6	<b>2'07.183</b>	30.465	32.121	28.435	36.162	142.2								
7	<b>2'07.032</b>	30.690	32.189	28.324	35.829	139.8								
8	<b>2'07.047</b>	30.363	32.382	28.290	36.012	143.6								
9	<b>2'23.667</b>	30.653	32.769	28.396	51.849	141.8								
10	<b>2'08.571</b>	30.968	32.861	28.693	36.049	139.0								
11	<b>3'14.461</b>	30.881	32.692	28.547	1'42.341	139.2								
<b>36th 6 Dani OCETE</b> Cuna de Campeones SPA							11	<b>2'07.728</b>	30.759	32.067	28.580	36.322	137.3	
Runs=1 Total laps=12 Full laps=11							12	<b>2'08.200</b>	30.591	32.242	28.298	37.069	137.0	
1	2'34.206	51.603	36.185	30.201	36.217									
2	<b>2'08.648</b>	30.726	32.617	29.354	35.951	140.2								
3	<b>2'07.083</b>	30.599	31.964	28.615	35.905	137.4								
4	<b>2'07.000</b>	31.350	31.946	28.495	35.209	133.7								
5	<b>2'07.178</b>	30.614	32.125	28.295	36.144	137.4								
6	<b>2'06.791</b>	30.647	32.090	28.429	35.625	139.5								
7	<b>2'06.949</b>	30.347	32.829	28.153	35.620	141.7								
8	<b>2'06.170</b>	30.421	32.040	28.238	35.471	140.3								
9	<b>2'11.018</b>	31.050	34.128	29.526	36.314	138.8								
10	<b>2'07.419</b>	30.590	32.103	28.354	36.372	137.9								
11	<b>2'07.728</b>	30.759	32.067	28.580	36.322	137.3								
12	<b>2'08.200</b>	30.591	32.242	28.298	37.069	137.0								
<b>37th 27 Samuel CUENCA</b> Cuna de Campeones SPA							11	<b>2'07.010</b>	30.171	32.330	28.361	36.148	142.8	
Runs=1 Total laps=12 Full laps=11							12	<b>2'06.761</b>	30.819	32.325	28.119	35.498	140.1	
1	2'36.293	52.656	36.238	30.297	37.102									
2	<b>2'10.288</b>	31.423	33.335	28.999	36.531	140.5								
3	<b>2'09.193</b>	31.330	33.029	28.911	35.923	139.3								
4	<b>2'08.313</b>	31.397	32.447	28.805	35.664	138.2								
5	<b>2'07.586</b>	30.561	32.474	28.345	36.206	141.3								
6	<b>2'08.430</b>	30.845	32.635	28.494	36.456	139.2								
7	<b>2'10.090</b>	33.772	32.281	28.322	35.715	138.9								
8	<b>2'06.396</b>	30.285	32.265	28.215	35.631	143.0								
9	<b>2'06.846</b>	30.281	32.396	28.452	35.717	142.8								
10	<b>2'06.860</b>	30.471	32.120	28.360	35.909	141.8								
11	<b>2'07.010</b>	30.171	32.330	28.361	36.148	142.8								
12	<b>2'06.761</b>	30.819	32.325	28.119	35.498	140.1								
<b>38th 30 Jairo BLANCO</b> Cuna de Campeones SPA							11	<b>2'07.047</b>	30.653	32.769	28.396	51.849	141.8	
Runs=3 Total laps=11 Full laps=5							12	<b>2'06.461</b>	30.455	32.318	28.307	35.381	142.4	
1	3'19.342	1'32.507	37.365	32.146	37.324									
2	<b>2'11.012</b>	31.198	34.419	29.007	36.388	144.4								
3	<b>2'08.505</b>	30.932	32.751	28.642	36.180	140.4								
4	2'16.077 P	30.643	33.182	30.400	41.852	138.9								
5	2'44.792	33.924	38.969	30.846	36.004									
6	<b>2'06.461</b>	30.455	32.318	28.307	35.381	142.4								
7	<b>2'07.047</b>	30.295	32.671	28.403	35.678	143.1								

**Fastest Lap:** Fermín ALDEGUER Cuna de Campeones SPA 1'51.482 26.259 28.825 25.369 31.029

DORNA DATA PROCESSING TIMING SERVICE DORNA DATA PROCESSING TIMING SERVICE DORNA DATA PROCESSING TIMING SERVICE DORNA DATA PROCESSING TIMING SERVICE DORNA DATA PROCESSING TIMING SERVICE DORNA DATA PROCESSING TIMING SERVICE DORNA DATA PROCCESSSS

### Qualifying Practice Nr. 2

Cuna

Lap	Lap Time	T1	T2	T3	T4	Speed
8	<b>2'14.527</b>	31.606	34.787	30.590	37.544	139.8
9	2'14.401 P	31.245	33.558	29.942	39.656	140.4
10	2'28.943	26.771	33.574	30.140	37.476	
11	2'09.377 P	30.344	32.426	<b>28.102</b>	38.505	143.0

<b>39th 80</b>		Marco GARCIA				Cuna de Campeones	SPA
		Runs=1	Total laps=4	Full laps=3			
1	2'32.645	50.823	35.614	29.785	36.423		
<b>unfinished</b>		31.345	<b>32.373</b>	28.612			139.8
2	<b>20'39.559</b>		34.271	29.390	36.380		
3	<b>2'07.363</b>	<b>30.826</b>	32.454	<b>28.352</b>	<b>35.731</b>	<b>143.9</b>	

<b>40th 22</b>		Luca D AMELIO				Cuna de Campeones	SPA
		Runs=1	Total laps=12	Full laps=11			
1	2'55.301	1'01.020	40.485	34.231	39.565		
2	<b>2'17.833</b>	32.983	35.946	30.452	38.452	135.8	
3	<b>2'12.231</b>	32.251	33.265	28.928	37.787	136.4	
4	<b>2'09.203</b>	31.438	32.635	28.710	36.420	135.7	
5	<b>2'09.290</b>	31.019	32.697	29.126	36.448	137.4	
6	<b>2'08.402</b>	30.659	32.847	28.542	36.354	141.1	
7	<b>2'07.895</b>	<b>30.250</b>	<b>32.140</b>	28.930	36.575	<b>142.0</b>	
8	<b>2'08.182</b>	30.390	32.775	28.877	36.140	141.7	
9	<b>2'08.593</b>	31.390	32.610	28.713	35.880	138.9	
10	<b>2'09.207</b>	30.627	32.858	29.292	36.430	141.9	
11	<b>2'08.804</b>	31.028	32.409	<b>28.387</b>	36.980	140.3	
12	<b>2'07.804</b>	31.046	32.423	28.599	<b>35.736</b>	140.2	

<b>41st 81</b>		Oscar MORALES				Cuna de Campeones	SPA
		Runs=1	Total laps=12	Full laps=11			
1	2'55.245	59.857	41.301	34.342	39.745		
2	<b>2'17.811</b>	32.765	35.914	30.581	38.551	132.9	
3	<b>2'11.824</b>	32.178	33.184	29.043	37.419	133.4	
4	<b>2'09.112</b>	31.251	32.456	28.920	36.485	131.7	
5	<b>2'08.633</b>	31.058	32.419	<b>28.519</b>	36.637	132.7	
6	<b>2'09.133</b>	30.926	32.697	29.004	36.506	137.0	
7	<b>2'08.127</b>	<b>30.386</b>	32.390	28.870	36.481	138.1	
8	<b>2'08.797</b>	30.744	32.925	28.878	36.250	134.8	
9	<b>2'07.988</b>	30.619	32.637	28.834	35.898	<b>138.9</b>	
10	<b>2'08.951</b>	30.965	33.009	28.832	36.145	135.7	
11	<b>2'08.911</b>	31.235	32.652	28.666	36.358	133.8	
12	<b>2'07.836</b>	31.096	<b>32.389</b>	28.590	<b>35.761</b>	133.9	

<b>42nd 36</b>		Raul TERNERO				Cuna de Campeones	SPA
		Runs=1	Total laps=11	Full laps=9			
1	3'23.647	1'31.345	39.462	33.141	39.699		
2	<b>2'19.600</b>	32.998	36.449	31.678	38.475	140.0	
3	<b>2'12.325</b>	31.297	34.161	29.791	37.076	<b>142.7</b>	
4	<b>2'12.198</b>	31.804	33.616	29.531	37.247	134.5	
5	<b>2'10.923</b>	31.532	33.333	29.206	36.852	133.8	
6	<b>2'10.591</b>	31.710	33.012	29.170	36.699	134.6	
7	<b>2'09.973</b>	31.479	32.879	29.088	36.527	133.6	
8	<b>2'09.365</b>	31.180	32.751	29.007	36.427	136.4	
9	<b>2'09.737</b>	31.434	32.838	29.209	<b>36.256</b>	134.3	
10	<b>2'09.046</b>	<b>31.167</b>	32.705	<b>28.726</b>	36.448	134.3	
11	2'11.821 P	31.198	<b>32.693</b>	29.338	38.592	134.3	

<b>43rd 88</b>		Paqui HERRÁEZ				Cuna de Campeones	SPA
		Runs=1	Total laps=11	Full laps=10			
1	3'22.175	1'29.414	39.240	33.571	39.950		
2	<b>2'15.575</b>	32.872	34.932	30.269	37.502	134.4	
3	<b>2'13.592</b>	32.482	33.648	29.850	37.612	133.5	
4	<b>2'10.743</b>	<b>31.124</b>	33.215	29.427	36.977	<b>140.5</b>	
5	<b>2'11.686</b>	31.853	33.586	29.394	36.853	137.2	
6	<b>2'11.334</b>	31.800	33.276	29.208	37.050	136.9	
7	<b>2'11.521</b>	32.084	33.334	29.281	36.822	133.8	
8	<b>2'10.934</b>	31.555	33.293	29.201	36.885	136.2	
9	<b>2'10.847</b>	31.863	33.078	29.224	36.682	134.0	
10	<b>2'10.287</b>	31.859	<b>32.747</b>	<b>29.028</b>	<b>36.653</b>	135.2	
11	<b>2'10.740</b>	31.432	32.778	29.085	37.445	135.1	

<b>44th 43</b>		Hugo MARÍN				Cuna de Campeones	SPA
		Runs=1	Total laps=2	Full laps=0			
1	3'18.780	1'19.383	<b>46.101</b>	<b>35.840</b>	<b>37.456</b>		
<b>unfinished</b>		<b>30.820</b>					<b>143.9</b>

**Fastest Lap:** Fermín ALDEGUER Cuna de Campeones SPA **1'51.482** 26.259 28.825 25.369 31.029

DORNA DATA PROCESSING TIMING SERVICE DORNA DATA PROCESSING TIMING SERVICE DORNA DATA PROCESSING TIMING SERVICE DORNA DATA PROCESSING TIMING SERVICE DORNA DATA PROCESSING TIMING SERVICE DORNA DATA PROCESSING TIMING SERVICE DORNA DATA PROCCESSS

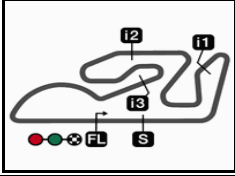












# GRAN PREMIO MOTUL DE LA COMUNITAT VALENCIANA

## Official Starting Grid

4005 m.

Race : 8 laps = 32.04 km

9	<b>27</b> 2'04.356 <b>12 Luís NÚÑEZ</b> Moto5	<b>26</b> 2'03.668 <b>38 Álvaro CARPE</b> Moto5	<b>25</b> 2'02.906 <b>10 Alejandro TAPIA</b> Moto5
10	<b>30</b> 2'05.075 <b>41 David GARCIA</b> Moto5	<b>29</b> 2'04.830 <b>31 Abraham MONTERO</b> Moto5	<b>28</b> 2'04.526 <b>58 Adrián RODRÍGUEZ</b> Moto5
11	<b>33</b> 2'05.707 <b>19 David IZQUIERDO</b> Moto5	<b>32</b> 2'05.673 <b>55 Unai CALATAYUD</b> Moto5	<b>31</b> 2'05.627 <b>80 Marco GARCIA</b> Moto5
12	<b>36</b> 2'05.990 <b>6 Dani OCETE</b> Moto5	<b>35</b> 2'05.892 <b>67 Carlos VALLE</b> Moto5	<b>34</b> 2'05.751 <b>21 Jesús TORRES</b> Moto5
13	<b>39</b> 2'06.461 <b>30 Jairo BLANCO</b> Moto5	<b>38</b> 2'06.396 <b>27 Samuel CUENCA</b> Moto5	<b>37</b> 2'06.027 <b>44 Miguel HERRERO</b> Moto5
14	<b>42</b> 2'07.804 <b>22 Luca D AMELIO</b> Moto5	<b>41</b> 2'07.793 <b>81 Oscar MORALES</b> Moto5	<b>40</b> 2'07.705 <b>43 Hugo MARÍN</b> Moto5
15	<b>44</b> 2'09.817 <b>88 Paqui HERRÁEZ</b> Moto5	<b>43</b> 2'09.046 <b>36 Raúl TERNERO</b> Moto5	

The results are provisional until the end of the limit for protest and appeals and until the ratification of the Event Management Committee.

Time limit for protest expires 60' at the latest after publication of the results - Mr. .... Time: .....

DORNA DATA PROCESSING TIMING SERVICE DORNA DATA PROCESSING TIMING SERVICE DORNA DATA PROCESSING TIMING SERVICE DORNA DATA PROCESSING TIMING SERVICE DORNA DATA PROCESSING TIMING SERVICE DORNA DATA PROCESSING TIMING SERVICE DORNA DATA PROCESSING TIMING SERVICE DORNA DATA PROCESSING TIMING SERVICE DORNA DATA PROCESSING TIMING SERVICE DORNA DATA PROCESSING TIMING SERVICE DORNA DATA PROCESSING TIMING SERVICE DORNA DATA PROCESSING TIMING SERVICE DORNA DATA PROCESSING TIMING SERVICE DORNA DATA PROCCEESS